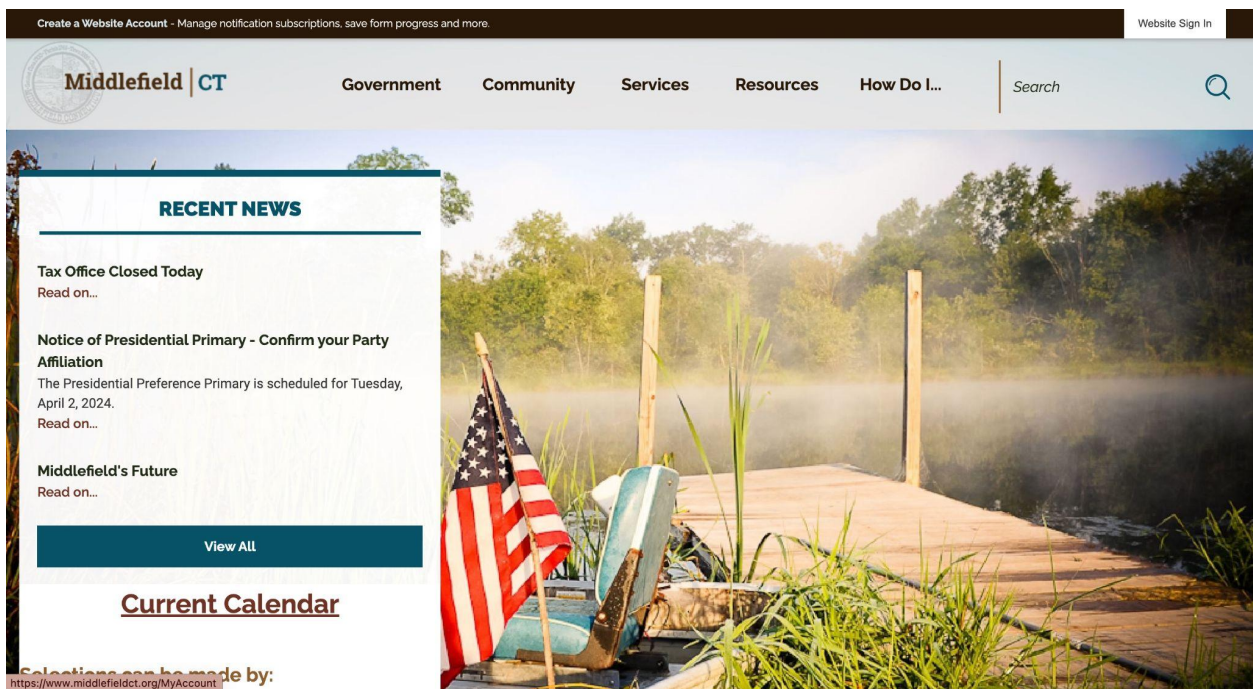


Do you want to stay updated with the town? Get involved and informed by signing up for text and/or email notifications using the new town website!

By using the notification system, you will be able to see the latest news and announcements from multiple Middlefield Boards and Commissions! There is no fee for joining the notification system and the website enables users to customize their notification preferences, making it easily accessible and personalized.

If you are a new user, you'll want to start by getting on the town website, which is www.middlefieldct.org. Next, you'll need to create an account on the website. You can do so by clicking the button labeled, "Website Sign-In" on the top right-hand corner. You will see two options, "existing account" and "create an account". If it's your first time signing into the town website, you'll want to click, "create an account". Clicking on this will prompt you to input a valid email address (preferably one you frequently check), first name, last name, and phone number. It will also allow you to create your own password. Once you have inputted all of the information,



Create a Website Account - Manage notification subscriptions, save form progress and more.

Middlefield | CT

Government | Community | Services | Resources | How Do I... | Search

Home > My Account

Website Sign In
For a more interactive experience please sign in.

Sign In
When using an existing account, you will be redirected to the CivicPlus sign in page.

EXISTING ACCOUNT | FACEBOOK | CREATE AN ACCOUNT

Agendas & Minutes | Facilities | Forms | Notify Me®



Create an account to connect with your local government.

Create a New Account

Email

First Name

Last Name

Phone Number

Use Another Service to Create an Account

SIGN UP WITH APPLE

SIGN UP WITH FACEBOOK

SIGN UP WITH GOOGLE

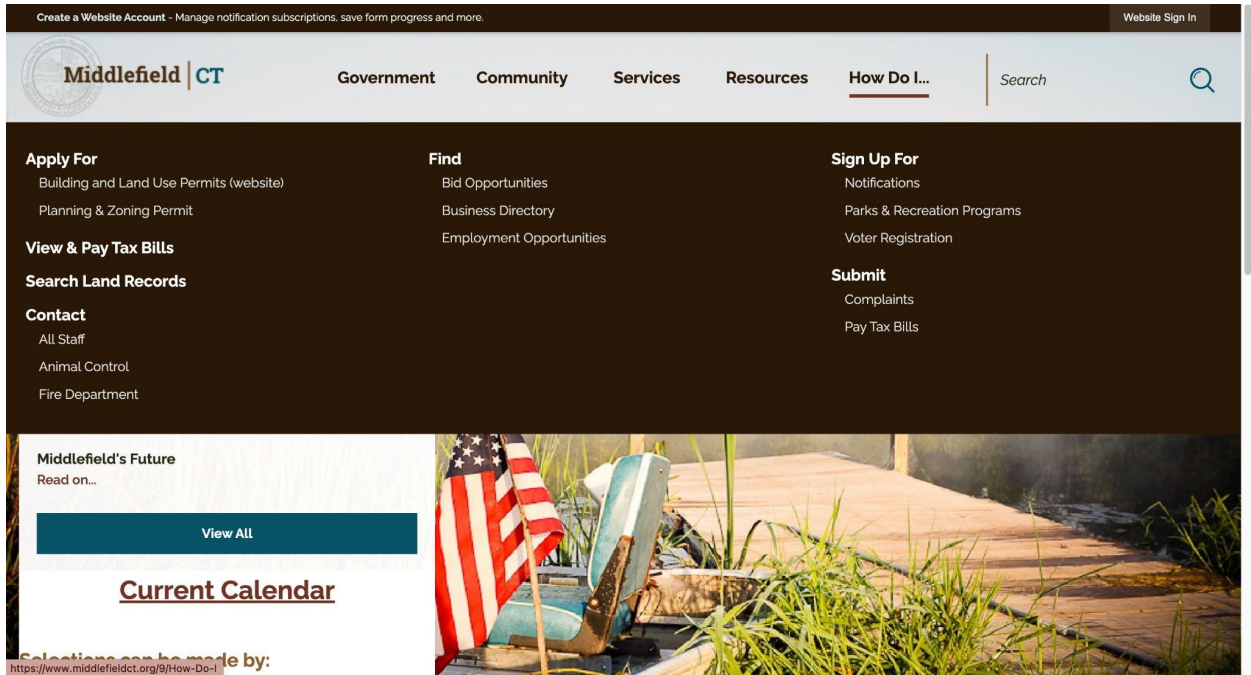
SIGN UP WITH MICROSOFT (PERSONAL)

Your password must be at least 8 characters in length and contain characters from both of the following categories: OR

- English characters (a through Z)
- Base 10 digits (0 through 9)

Another option to create an account, is to sign in using Google, FaceBook, Apple, or Microsoft. If you have a preexisting account with those organizations, please click on any of those options on the right-side of the screen and log into the website in that manner.

Once you have successfully created an account, the system should automatically bring you to the website home screen or prompt you, the user, to do so. Once you are on the home screen, use your mouse or trackpad to hover over the “How Do I...” tab located at the top of the screen, to the left of the search bar. Once you are hovering over the tab, look under, “Sign up for” and click “Notifications”.





This will bring you to the “Notify Me” system. If you scroll through this section, you’ll see there are many different interests you can receive notifications from. The sections you may be notified for include, “Agenda Center”, “Alert Center”, “Bid Postings”, “Calendar”, “Government Jobs”, and “News Flash”. You can stay notified for any of the listings by selecting either the envelope and/or cell phone icons on the left of the listing. The envelope will send email notifications and the cell phone will send text notifications. You may select one, or both, depending on your personal notification preferences.

Create a Website Account - Manage notification subscriptions, save form progress and more. Website Sign In

Middlefield | CT Government Community Services Resources How Do I... Search



Home > Notify Me

Notify Me® Available Lists









1. Sign In
 2. If you want to receive text messages enter your phone number and select **Save**
 3. To subscribe or unsubscribe click  and/or  next to the lists to which you wish to subscribe/unsubscribe.

[Notify Me Sign In](#)

▼ **Notify Me®**

METHOD	LIST NAME	DESCRIPTION
 	Alerts	

▼ **Agenda Center**

METHOD	LIST NAME	DESCRIPTION
 	Board of Finance	
 	Board of Selectmen	
 	Charter Revision Commission	
 	Conservation Commission	

Clicking on the icons next to the listings will automatically set you up to receive notifications from that listing. Congratulations, you will now be notified for any town events, agenda, and/or alerts!

If you are someone who has a website login created already, not to worry! Instead of starting the notification process with creating a new account, you can simply log back into your account in order to sign up for notifications. After logging back in, you can follow the same steps by hovering over “How Do I...” and clicking “Notifications” under “Sign-Up For”.

Following this will bring you to the website page with multiple listings and options to stay notified. You can stay notified with any of the following by clicking on either the cell phone or the envelope to keep in touch via text message and/or email alerts.