


TOWN OF MIDDLEFIELD


2021-2022 ANNUAL BUDGET



Board of Finance Public Hearing May 20th, 2021

Mill Rate 31.82

TABLE OF CONTENTS




TOWN OF MIDDLEFIELD

2021 - 2022 BUDGET

TABLE OF CONTENTS

	<u>Page</u>		<u>Page</u>
SUMMARY			
Mill Rate Computation & Budget Recap	1	Mill Rate Projections	3
Mill Rate & Homeowner Impact	2	Grand List Comparison	4
RECEIPTS:			
Property Taxes	5	Transfers from Other Funds	6
State of Connecticut	5	Revenue from Use of Money	6
Charges for Services	5	Other Financing Sources	6
Other Revenues	6		
EXPENDITURES:			
Selectman's Office	7	Park & Recreation	11
Professional Services	7	Animal Control	11
Municipal Insurances	7	Police Department	11
General & Central Services	8	Fire Department	12
Employee Benefits	8	Fire Marshal	12
Town Clerk	8	Emergency Management	12
Tax Collector	9	Boards & Commissions	13
Treasurer	9	Sewer System Services	13
Registrars of Voters	9	Other Town Funds	13
Land Use & Health	9	Reserves for Contingencies	13
Assessor's Office	10	Debt Service	14
Senior / Social Services	10	Outside Agencies	14
Public Works	10	Education	14
CAPITAL NONRECURRING FUND			
Revenue	15	Appropriations	16-20

BUDGET SUMMARY



TOWN OF MIDDLEFIELD

2021 - 2022

BUDGET

Proposed Mill Rate Computation

October 2020 Grand List	\$ 478,863,940
Exemptions	\$ (47,217,200)
Net Taxable Grand List	<u>\$ 431,646,740</u>
Estimated Collection Rate	<u>99.00%</u>
Net Taxable Grand List	\$427,330,273
Amount to be Collected From Taxation	\$13,595,994
Mill Rate	31.82

Budget Recap

	<u>School District</u>	<u>Town Expense</u>	<u>Debt Service</u>	<u>Capital Fund</u>	<u>Total Budget</u>
Appropriations	11,797,537	3,675,820	126,401	924,474	16,524,232
Other Revenues	1,794,921	1,131,817	1,500	-	2,928,238
Amount to be Raised by Taxation	10,002,616	2,544,003	124,901	924,474	13,595,994
Percentage of Budget	73.6%	18.7%	0.9%	6.8%	100%
Mills	23.41	5.95	0.29	2.16	31.82

TOWN OF MIDDLEFIELD
2021 - 2022
BUDGET

Mil Rate History

	<u>School District</u>	<u>Town Expense</u>	<u>Debt Service</u>	<u>Capital Fund</u>	<u>Mill Rate</u>
Proposed 2021-2022	23.41	5.95	0.29	2.16	31.82
2020-2021	23.23	6.15	0.78	2.07	32.23
2019-2020	23.59	6.39	0.70	1.79	32.47
2018-2019	25.46	6.65	0.71	1.67	34.49
2017-2018	25.52	6.83	0.74	1.87	34.96
2016-2017	24.30	6.29	0.68	1.57	32.84
2015-2016	24.79	6.50	0.71	1.67	33.67
2014-2015	25.21	6.23	0.72	1.76	33.92
2013-2014	24.46	6.70	0.74	1.34	33.24
2012-2013	23.57	6.45	0.82	1.31	32.15

Average Homeowner's Tax Burden

	<u>Average Assessment</u>	<u>Mill Rate</u>	<u>Tax Burden</u>	<u>School Portion</u>	<u>Town Portion</u>
Proposed 2021-2022	\$161,341	31.82	\$5,133	\$3,777	\$1,357
2020-2021	\$161,341	32.23	\$5,200	\$3,748	\$1,452
2019-2020	\$161,341	32.47	\$5,239	\$3,806	\$1,433
2018-2019	\$161,341	34.49	\$5,565	\$4,108	\$1,457
2017-2018	\$161,341	34.96	\$5,641	\$4,116	\$1,524
2016-2017	\$165,350	32.84	\$5,430	\$4,018	\$1,412
2015-2016	\$165,350	33.67	\$5,567	\$4,098	\$1,469
2014-2015	\$165,350	33.92	\$5,609	\$4,169	\$1,440
2013-2014	\$165,350	33.24	\$5,497	\$4,044	\$1,453
2012-2013	\$165,300	32.15	\$5,314	\$3,896	\$1,418


2021-2022 MILL RATE PROJECTIONS

	<u>SELECTMAN PROPOSAL</u>	<u>BOARD OF FINANCE PROPOSAL</u>
Estimated Taxable Grand List	\$434,319,930	\$431,646,740
Estimated Collection Rate %	<u>99.00</u>	<u>99.00</u>
Net Grand List	\$429,976,731	\$427,330,273
Amount to be Raised Through Tax Collections	\$ 13,725,375	\$ 13,595,994
Mill Rate	31.92	31.82

GRAND LIST COMPARISON

	October 1, 2019	October 1, 2020	October 1, 2020	Percent
	Grand List After	Grand List	Grand List After	Change
	<u>BAA Changes</u>	<u>Grand List</u>	<u>BAA Changes</u>	<u>Change</u>
<u>Gross Grand List:</u>				
Real Estate	\$384,929,980	\$385,921,080	\$385,912,380	0.26%
Personal Property	\$57,807,220	\$54,350,300	\$51,693,440	-10.58%
Motor Vehicle	\$38,596,134	\$41,258,120	\$41,258,120	6.90%
<u>Total Gross Grand List</u>	<u>\$481,333,334</u>	<u>\$481,529,500</u>	<u>\$478,863,940</u>	<u>-0.51%</u>
<u>Exemptions:</u>				
Real Estate	\$31,921,500	\$31,799,000	\$31,799,000	-0.38%
Personal Property	\$14,932,300	\$15,300,190	\$15,307,820	2.51%
Motor Vehicle	\$125,050	\$110,380	\$110,380	-11.73%
<u>Total Exemptions</u>	<u>\$46,978,850</u>	<u>\$47,209,570</u>	<u>\$47,217,200</u>	<u>0.51%</u>
<u>Taxable Grand List</u>				
Real Estate & Personal Property	\$353,008,480	\$354,122,080	\$354,113,380	0.31%
Personal Property	\$42,874,920	\$39,050,110	\$36,385,620	-15.14%
Motor Vehicles	\$38,471,084	\$41,147,740	\$41,147,740	6.96%
<u>Total Taxable Grand List</u>	<u>\$434,354,484</u>	<u>\$434,319,930</u>	<u>\$431,646,740</u>	<u>-0.62%</u>

GENERAL FUND



**TOWN OF MIDDLEFIELD
2021-2022 BUDGET
GENERAL FUND - RECEIPTS**

REVENUE SOURCES:		2020-2021		2021-2022		
		2019-2020 ACTUAL	BUDGETED REVENUES	EXPECTED REVENUES	BUDGETED REVENUES	PERCENT CHANGE
<u>01 - PROPERTY TAX COLLECTIONS</u>						
4000	TOTAL TAX COLLECTIONS					
PROPERTY TAX COLLECTIONS TOTAL		13,897,678	13,649,017	13,700,000	-0.4%	(53,023)
<u>05 - STATE OF CONNECTICUT</u>						
4102	PILOT: STATE OWNED PROPERTY	4,920	4,920	4,920	0	-100.0% (4,920)
4103	PEQUOT-MOHEGAN GRANT	5,616	5,616	5,616	5,616	0.0% 0
4106	MUNICIPAL PROJECTS GRANT	248,652	248,652	248,652	248,652	0.0% 0
4108	MUNICIPAL STABILIZATION GRANT	14,971	14,971	14,971	14,971	0.0% 0
4110	PILOT: VETERANS TAX RELIEF	5,209	5,209	4,319	4,319	-17.1% (890)
4111	PILOT: DISABLED PROGRAM	420	420	424	424	1.0% 4
4114	JUDICIAL FINES	7,080	7,750	3,100	3,500	-54.8% (4,250)
4117	DUI GRANT	9,306	0	0	0	0.0% 0
4118	SENIOR / DISABLED BUS SERVICE	7,239	12,100	3,000	8,000	-33.9% (4,100)
4120	OTHER REVENUE	0	2,750	47,000	6,000	118.2% 3,250
4121	PILOT-NEW TIERED REIMBURSEMENT	0	0	0	8,126	N/A 8,126
4200	EDUCATION COST SHARING GRANT	1,894,751	1,837,504	1,837,504	1,794,921	-2.3% (42,583)
STATE OF CONNECTICUT TOTAL		2,198,164	2,139,892	2,169,506	-2.1%	(45,363)
<u>20 - CHARGES FOR SERVICES</u>						
4400	LICENSES & PERMITS	2,330	2,660	3,500	2,700	1.5% 40
4401	LAND USE DEPARTMENT	63,665	65,000	80,000	70,000	7.7% 5,000
4403	TOWN CLERK	89,495	85,000	95,000	85,000	0.0% 0
4406	POLICE DEPARTMENT SERVICES	3,811	4,000	1,500	1,500	-62.5% (2,500)
4409	FIRE DEPARTMENT SERVICES	0	0	0	0	N/A 0
4410	FIRE MARSHAL FEES	0	0	0	0	N/A 0
4411	HEALTH DEPARTMENT	60	0	0	0	N/A 0
4420	DOG LICENSES & FEES	2,535	3,500	3,500	3,500	0.0% 0
4425	BEACH PASSES	2,590	0	2,600	2,600	N/A 2,600
4429	MISCELLANEOUS	2,033	1,000	2,000	1,500	50.0% 500
CHARGES FOR SERVICES TOTAL		166,519	161,160	188,100	3.5%	5,640

**TOWN OF MIDDLEFIELD
2021-2022 BUDGET
GENERAL FUND - RECEIPTS**

REVENUE SOURCES:		2019-2020 ACTUAL	2020-2021		2021-2022		
			BUDGETED REVENUES	EXPECTED REVENUES	BUDGETED REVENUES	PERCENT CHANGE	\$ CHANGE
<u>25 - OTHER REVENUES</u>							
4500	MIDDLEFIELD HOUSING AUTHORITY	15,385	18,685	18,685	18,685	0.0%	0
4501	JOSEPH E. COE TRUST FUND	9,267	9,100	9,440	9,440	3.7%	340
4505	SALE OF PROPERTY & EQUIPMENT	48,590	72,000	72,000	5,000	-93.1%	(67,000)
4507	TELEPHONE ACCESS LINE TAX	7,733	7,500	8,064	8,064	7.5%	564
4511	RENTALS OF TOWN PROPERTY	60,035	53,900	53,900	48,500	-10.0%	(5,400)
4529	MISCELLANEOUS	9,515	2,000	7,000	2,000	0.0%	0
OTHER REVENUES TOTAL		150,525	163,185	169,089	91,689	-43.8%	(71,496)
<u>27 - TRANSFERS FROM OTHER FUNDS</u>							
4534	PARK & REC. (SUMMER CAMP PAYROLL EXPS.)	46,635	56,630	5,000	50,470	-10.9%	(6,160)
4535	OLD INDIAN TRAIL FUND	3,000	2,500	2,500	2,500	0.0%	0
4538	WPCA - ROUTE 66 SEWER SYSTEM	0	4,500	750	750	-83.3%	(3,750)
4539	WPCA - LAKE BESECK SEWER SYSTEM	196,765	81,986	81,986	1,500	-98.2%	(80,486)
TRANSFERS FROM OTHER FUNDS TOTAL		246,400	145,616	90,236	55,220	-62.1%	(90,396)
4600	<u>30 - REVENUE FROM USE OF MONEY</u>	61,497	30,000	15,000	20,000	-33.3%	(10,000)
<u>35 - OTHER FINANCING SOURCES</u>							
4700	FUND BALANCE	443,205	250,000	250,000	500,000	N/A	250,000
4710	DEBT FINANCINGS	0	0	0	0	N/A	0
OTHER FINANCING SOURCES TOTAL		443,205	250,000	250,000	500,000	N/A	250,000
TOTAL REVENUES		17,163,988	16,538,870	16,581,931	16,524,232	-0.1%	(14,638)

**TOWN OF MIDDLEFIELD
2021-2022 BUDGET
GENERAL FUND - EXPENDITURES**

EXPENDITURES:	2019-2020 ACTUAL	2020-2021		2021-2022				
		BUDGETED EXPENSES	ESTIMATED EXPENSES	DEPT. PROPOSAL	SELECTMAN PROPOSAL	BD. OF FINANCE PROPOSAL	PERCENT CHANGE	\$ INCREASE (DECREASE)
<u>10 - SELECTMAN'S OFFICE</u>								
6000 FIRST SELECTMAN'S SALARY	80,984	83,009	83,009	83,009	83,009	83,009	0.0%	0
6001 SELECTMEN'S SALARIES	10,204	10,408	10,408	10,408	10,408	10,408	0.0%	0
6003 EXECUTIVE ASSISTANT	52,158	54,764	54,764	54,764	54,764	54,764	0.0%	0
6004 FINANCE DIRECTOR	92,152	94,457	94,457	94,457	94,457	94,457	0.0%	0
6005 ACCOUNT PAYABLE ASSISTANT/FLOATER	0	6,074	6,074	6,074	6,074	6,074	0.0%	0
6007 ACCOUNTING SOFTWARE LICENSE	8,500	7,550	7,152	9,510	9,510	9,510	26.0%	1,960
6008 PAYROLL SERVICE FEES	4,726	4,750	4,750	4,800	4,800	4,800	1.1%	50
6009 DUES & ORGANIZATIONS	4,529	5,096	5,096	5,100	5,100	5,100	0.1%	4
6012 OFFICE EXPENSES	2,974	10,443	4,500	10,090	10,090	14,090	34.9%	3,647
TOTAL SELECTMAN'S OFFICE	256,227	276,551	270,210	278,212	278,212	282,212	0.6%	5,661
<u>12 - PROFESSIONAL SERVICES</u>								
6050 TOWN ENGINEER	27,372	27,043	36,000	36,000	36,000	36,000	33.1%	8,957
6060 TOWN & REGIONAL PLANNING	8,946	8,938	8,938	8,934	8,934	8,934	0.0%	(4)
6065 CONTRACTED SERVICES-TOWN PLANNER	32,035	48,668	48,668	50,450	50,450	51,791	6.4%	3,123
6067 CONTRACTED SERVICES-ECONOMIC DEV. COORD.	0	0	0	44,867	44,867	0	N/A	0
6070 TOWN COUNSEL	5,355	10,000	5,000	10,000	10,000	10,000	0.0%	0
6072 LABOR COUNSEL	5,236	5,000	5,000	10,000	10,000	10,000	100.0%	5,000
6079 LEGAL NOTICES	5,219	5,967	1,500	5,725	5,725	5,725	-4.1%	(242)
6080 TOWN AUDITOR	24,300	25,500	25,500	25,500	25,500	25,500	0.0%	0
6085 CONSULTANTS	808	1	0	1	1	1	0.0%	0
6090 COMPUTER NETWORK SUPPORT	16,202	16,000	16,000	16,800	16,800	16,800	5.0%	800
6095 TOWN WEB SITE	269	1,500	1,500	1,500	1,500	1,500	0.0%	0
TOTAL PROFESSIONAL SERVICES	125,742	148,617	148,106	209,777	209,777	166,251	41.2%	17,634
<u>15 - MUNICIPAL INSURANCES</u>								
6201 PROPERTY / AUTO / LIABILITY	57,569	57,093	57,092	59,947	59,947	59,947	5.0%	2,854
6202 INSURANCE DEDUCTIBLES	5,000	2,500	2,500	2,500	2,500	2,500	0.0%	0
6203 CYBER LIABILITY COVERAGE	0	0	0	10,000	10,000	10,000	N/A	10,000
6219 WORKER'S COMPENSATION	44,670	42,437	42,434	39,251	39,251	39,251	-7.5%	(3,186)
TOTAL MUNICIPAL INSURANCES	107,239	102,030	102,026	111,698	111,698	111,698	9.5%	9,668

**TOWN OF MIDDLEFIELD
2021-2022 BUDGET
GENERAL FUND - EXPENDITURES**

EXPENDITURES:	2019-2020 ACTUAL	2020-2021		2021-2022				
		BUDGETED EXPENSES	ESTIMATED EXPENSES	DEPT. PROPOSAL	SELECTMAN PROPOSAL	BD. OF FINANCE PROPOSAL	PERCENT CHANGE	\$ INCREASE (DECREASE)
<u>16 - GENERAL & CENTRAL SERVICES</u>								
6321 TOWN HALL BUILDING EXPENSES	14,811	16,885	16,885	16,250	16,250	16,250	-3.8%	(635)
6341 COMM. CENTER BLDING EXPENSES	37,722	37,500	37,500	37,000	37,000	37,000	-1.3%	(500)
6361 STREET LIGHTING & MAINTENANCE	38,466	16,169	16,169	17,000	17,000	17,000	5.1%	831
6371 LAKE BESECK DRAWDOWN EXPENSE	0	3,625	3,625	3,625	3,625	3,625	0.0%	0
6404 TELEPHONE/POSTAGE/COPIER EXPS.	34,397	33,396	35,000	34,400	34,400	34,400	3.0%	1,004
6411 CUSTODIAN SALARY	27,070	26,567	26,567	26,567	26,567	26,567	0.0%	0
6412 FACILITIES MANAGER	5,195	13,154	13,154	13,154	13,154	13,154	0.0%	0
6421 AUTOMOBILE MAINTENANCE & GPS	1,293	3,000	1,000	3,400	3,400	3,400	13.3%	400
6422 TOWN VEHICLE FUEL	9,320	15,000	15,000	13,725	13,725	13,725	-8.5%	(1,275)
6425 OLD NORTH CEMETERY	2,500	3,500	3,500	4,000	4,000	4,000	14.3%	500
TOTAL GENERAL & CENTRAL SERVICES	170,774	168,796	168,400	169,121	169,121	169,121	0.2%	325
<u>19 - EMPLOYEE BENEFITS</u>								
6580 SOCIAL SECURITY	79,166	87,002	87,002	87,756	87,756	89,429	2.8%	2,427
6582 HEALTH / LIFE INSURANCE	221,010	242,390	242,390	266,430	266,430	263,212	8.6%	20,822
6586 PENSION-MUNICIPAL EMPLOYEES	64,400	70,824	70,824	75,586	75,586	75,586	6.7%	4,762
6587 PENSION-ELECTED OFFICIALS	4,740	4,852	4,852	4,852	4,852	4,852	0.0%	0
TOTAL EMPLOYEE BENEFITS	369,316	405,068	405,068	434,624	434,624	433,079	6.9%	28,011
<u>20 - TOWN CLERK</u>								
6600 TOWN CLERK SALARY	53,745	54,820	54,820	54,820	54,820	54,820	0.0%	0
6605 INDEX, RECORDING, VITAL STATISTICS	1,147	1,767	1,767	3,000	1,607	1,607	-9.1%	(160)
6606 RECORDS SYSTEM LICENSE	12,642	13,000	13,000	13,000	14,475	14,475	11.3%	1,475
6607 SPECIAL PROJECTS	0	0	0	1,500	1,500	1	N/A	1
6608 TOWN CLERK ASSISTANT	33,936	35,227	35,227	35,227	35,227	35,227	0.0%	0
6609 TOWN RECORDS RESTORATION	1,670	1,500	1,500	1,500	1,500	1,500	0.0%	0
6610 CONFERENCES & DUES	585	800	500	800	800	800	0.0%	0
6612 OFFICE EXPENSES	1,511	2,400	2,000	2,000	2,000	2,000	-16.7%	(400)
TOTAL TOWN CLERK	105,236	109,514	108,814	111,847	111,929	110,430	0.8%	916

**TOWN OF MIDDLEFIELD
2021-2022 BUDGET
GENERAL FUND - EXPENDITURES**

EXPENDITURES:	2019-2020 ACTUAL	2020-2021		2021-2022				
		BUDGETED EXPENSES	ESTIMATED EXPENSES	DEPT. PROPOSAL	SELECTMAN PROPOSAL	BD. OF FINANCE PROPOSAL	PERCENT CHANGE	\$ INCREASE (DECREASE)
<u>22 - TAX COLLECTOR</u>								
6700 TAX COLLECTOR SALARY	41,526	42,564	42,564	42,564	42,564	42,564	0.0%	0
6701 TAX COLLECTOR ASSISTANT	1,019	3,500	2,000	3,500	3,500	3,500	0.0%	0
6707 SYSTEM SOFTWARE LICENSE	10,587	10,708	10,904	11,033	11,033	11,033	3.0%	325
6710 CONFERENCES & DUES	95	200	0	200	200	200	0.0%	0
6712 OFFICE EXPENSES	465	700	400	700	700	700	0.0%	0
TOTAL TAX COLLECTOR	53,692	57,672	55,868	57,997	57,997	57,997	0.6%	325
<u>24 - TREASURER</u>								
6800 TREASURER SALARY	9,112	9,294	9,294	6,894	6,894	6,894	-25.8%	(2,400)
6801 BANK RECONCILIATION SERVICES	0	0	0	2,400	2,400	2,400	N/A	2,400
TOTAL TREASURER	9,112	9,294	9,294	9,294	9,294	9,294	0.0%	0
<u>26 - REGISTRARS OF VOTERS</u>								
6900 REGISTRARS SALARIES	16,807	17,143	17,143	17,143	17,143	17,143	0.0%	0
6902 ELECTION EXPENSES	7,931	10,100	10,788	9,080	9,080	9,080	-10.1%	(1,020)
6903 COVID RELATED EXPENSES	5,145	0	5,447	1	1	1	N/A	1
6906 EDUCATION & TRAINING	467	900	0	1,300	1,300	1,300	44.4%	400
6907 CONFERENCES & DUES	837	1,250	500	1,250	1,250	1,250	0.0%	0
6912 OFFICE EXPENSES	243	600	600	600	600	600	0.0%	0
TOTAL REGISTRARS OF VOTERS	31,430	29,993	34,478	29,374	29,374	29,374	-2.1%	(619)
<u>30 - LAND USE / HEALTH DEPART.</u>								
7000 BUILDING OFFICIAL	40,630	35,077	35,077	35,077	35,077	35,077	0.0%	0
7001 OFFICE ASSISTANT	50,222	50,706	50,706	50,706	50,706	50,706	0.0%	0
7002 ZONING OFFICER	16,320	26,308	26,308	26,308	26,308	26,308	0.0%	0
7005 INLAND/WETLANDS AGENT	13,494	13,389	13,389	13,389	13,389	13,389	0.0%	0
7011 D.E.E.P. / EDUCATION FEES	3,076	6,300	6,300	3,300	3,300	3,300	-47.6%	(3,000)
7031 WATER TESTING / LAB FEES	1,030	1,000	1,000	1,000	1,000	1,000	0.0%	0
7034 WATER FILTER SERVICE	2,705	3,966	4,500	4,093	4,093	4,093	3.2%	127
7047 CONFERENCES & DUES	182	300	0	300	300	300	0.0%	0
7049 OFFICE EXPENSES	2,237	10,600	4,500	6,250	6,250	6,250	-41.0%	(4,350)
TOTAL LAND USE / HEALTH DEPARTMENT	129,896	147,646	141,780	140,423	140,423	140,423	-4.9%	(7,223)

**TOWN OF MIDDLEFIELD
2021-2022 BUDGET
GENERAL FUND - EXPENDITURES**

EXPENDITURES:	2019-2020 ACTUAL	2020-2021		2021-2022				
		BUDGETED EXPENSES	ESTIMATED EXPENSES	DEPT. PROPOSAL	SELECTMAN PROPOSAL	BD. OF FINANCE PROPOSAL	PERCENT CHANGE	\$ INCREASE (DECREASE)
<u>32 - ASSESSOR'S OFFICE</u>								
7100 ASSESSOR	49,099	47,334	47,334	47,334	47,334	57,668	21.8%	10,334
7102 SYSTEM SOFTWARE LICENSE	17,765	19,023	19,023	16,920	16,920	16,920	-11.1%	(2,103)
7103 ASSESSOR ASSISTANCE	2,989	16,500	10,000	15,600	15,600	15,600	-5.5%	(900)
7107 CONFERENCES & DUES	508	975	300	975	975	975	0.0%	0
7108 GIS SYSTEM SOFTWARE	16,999	5,000	10,483	7,000	7,000	7,000	40.0%	2,000
7109 OFFICE EXPENSES	523	1,060	1,060	1,060	1,060	1,060	0.0%	0
TOTAL ASSESSOR'S OFFICE	87,883	89,892	88,200	88,889	88,889	99,223	10.4%	9,331
<u>38 - SENIOR / SOCIAL SERVICES</u>								
7500 MUNICIPAL AGENT	37,722	37,284	37,284	37,284	37,284	37,284	0.0%	0
7501 SENIOR CENTER ACTIVITIES	7,957	8,900	8,900	8,900	8,900	8,900	0.0%	0
7502 SENIOR CENTER MEALS	0	1	0	1	1	1	0.0%	0
7503 DIAL A RIDE PROGRAM	16,280	16,680	16,687	16,280	16,280	16,280	-2.4%	(400)
7509 OFFICE ASSISTANTS	0	1,000	200	800	800	800	-20.0%	(200)
7510 SOCIAL SERVICE AGENCIES	3,500	3,500	3,500	3,500	3,500	3,500	0.0%	0
7515 SENIOR / DISABLED BUS SERVICE	4,962	10,087	3,000	8,000	8,000	8,000	-20.7%	(2,087)
7517 CONFERENCES & DUES	50	150	0	50	50	50	-66.7%	(100)
7519 OFFICE EXPENSES	65	0	0	200	200	200	N/A	200
TOTAL SENIOR / SOCIAL SERVICES	70,536	77,602	69,571	75,015	75,015	75,015	-3.3%	(2,587)
<u>40 - PUBLIC WORKS</u>								
7600 PAYROLL	254,207	274,935	265,000	275,060	275,060	275,060	0.0%	125
7601 SNOW REMOVAL EXPENSES	20,448	60,000	40,000	52,350	52,350	52,350	-12.8%	(7,650)
7602 EQUIPMENT MAINTENANCE	36,987	42,500	42,500	42,500	42,500	42,500	0.0%	0
7606 OVERTIME EXPENSES	16,247	32,180	27,500	32,771	32,771	32,771	1.8%	591
7607 ROAD MAINTENANCE	77,885	68,000	68,000	70,000	70,000	70,000	2.9%	2,000
7609 GARAGE EXPENSES	18,830	17,500	17,500	16,500	16,500	16,500	-5.7%	(1,000)
7612 SUNDRY EXPENSES & TRAINING	8,955	7,350	7,350	7,150	7,150	7,150	-2.7%	(200)
7650 TREE WARDEN STIPEND	2,126	2,169	2,169	2,169	2,169	2,169	0.0%	(0)
TOTAL PUBLIC WORKS	435,685	504,634	470,019	498,500	498,500	498,500	-1.2%	(6,134)

**TOWN OF MIDDLEFIELD
2021-2022 BUDGET
GENERAL FUND - EXPENDITURES**

EXPENDITURES:	2019-2020 ACTUAL	2020-2021		2021-2022				
		BUDGETED EXPENSES	ESTIMATED EXPENSES	DEPT. PROPOSAL	SELECTMAN PROPOSAL	BD. OF FINANCE PROPOSAL	PERCENT CHANGE	\$ INCREASE (DECREASE)
<u>42 - PARK & RECREATION</u>								
7700 DIRECTOR SALARY	35,928	36,647	36,647	36,647	36,647	36,647	0.0%	0
7703 PECKHAM PARK EXPENSES	32,714	31,785	31,785	37,755	37,755	37,755	18.8%	5,970
7704 LAKE BESECK PARK EXPENSES	15,263	20,130	25,000	27,512	27,512	26,952	33.9%	6,822
7705 SUMMER CAMP PAYROLL	35,288	51,788	5,000	50,470	50,470	50,470	-2.5%	(1,318)
7707 SUMMER ENTERTAINMENT	950	1,000	1,000	1,000	1,000	1,000	0.0%	0
7709 OFFICE EXPENSES	3,974	4,500	4,000	4,500	4,500	4,500	0.0%	0
TOTAL PARK & RECREATION	124,117	145,850	103,432	157,884	157,884	157,324	7.9%	11,474
<u>43 - ANIMAL CONTROL</u>								
7800 ANIMAL CONTROL OFFICER	18,217	18,581	18,581	18,581	18,581	18,581	0.0%	0
7802 VEHICLE ALLOWANCE	0	0	0	1	1	1	N/A	1
7804 SHELTER & ANIMAL EXPENSES	923	1,500	1,000	1,630	1,630	1,630	8.7%	130
7809 STATE OF CONNECTICUT FEES	2,138	2,750	2,750	2,175	2,175	2,175	-20.9%	(575)
7812 SUNDRY EXPENSES	1,370	1,350	1,350	1,650	1,650	1,650	22.2%	300
TOTAL ANIMAL CONTROL	22,648	24,181	23,681	24,037	24,037	24,037	-0.6%	(144)
<u>44- POLICE DEPARTMENT</u>								
7900 PAYROLL	263,382	280,790	280,790	298,409	298,409	298,409	6.3%	17,619
7904 OVERTIME & PRIVATE DUTY	31,108	25,000	25,000	25,000	25,000	25,000	0.0%	0
7906 EQUIPMENT	3,889	3,000	3,000	2,950	2,950	2,950	-1.7%	(50)
7908 SECRETARY	7,451	7,823	7,823	7,823	7,823	7,823	0.0%	0
7912 SUNDRY EXPENSES	2,928	1,550	1,550	1,400	1,400	1,400	-9.7%	(150)
TOTAL POLICE DEPARTMENT	308,758	318,163	318,163	335,582	335,582	335,582	5.5%	17,419

**TOWN OF MIDDLEFIELD
2021-2022 BUDGET
GENERAL FUND - EXPENDITURES**

EXPENDITURES:	2019-2020 ACTUAL	2020-2021		2021-2022				
		BUDGETED EXPENSES	ESTIMATED EXPENSES	DEPT. PROPOSAL	SELECTMAN PROPOSAL	BD. OF FINANCE PROPOSAL	PERCENT CHANGE	\$ INCREASE (DECREASE)
<u>46 - FIRE DEPARTMENT</u>								
8000 FIRE HOUSE OPERATIONS	33,003	34,500	34,500	34,500	34,500	34,500	0.0%	0
8001 TRUCK OPERATIONS & MAINTENANCE	32,628	32,000	32,000	32,000	32,000	32,000	0.0%	0
8002 COMMUNICATIONS	10,929	3,300	3,300	4,000	4,000	4,000	21.2%	700
8003 EQUIPMENT & SUPPLIES	21,443	20,000	20,000	20,000	20,000	20,000	0.0%	0
8006 PHYSICALS & WELLNESS	4,395	9,000	9,000	9,000	9,000	9,000	0.0%	0
8007 TRAINING & PREPAREDNESS	11,408	12,000	12,000	12,000	12,000	12,000	0.0%	0
8009 LIFE INSURANCE	8,341	9,600	9,600	9,600	9,600	9,600	0.0%	0
8010 APPRECIATION NIGHT	0	6,140	0	6,000	6,500	6,500	5.9%	360
8011 COVID RELATED EXPENSES	5,178	1	3,858	1	1	1	0.0%	0
8012 SUPPLEMENTAL BENEFITS	23,948	23,948	23,948	26,800	26,800	26,800	11.9%	2,852
8015 PART TIME LABOR	17,421	18,392	18,392	18,392	18,392	18,392	0.0%	0
TOTAL FIRE DEPARTMENT	168,694	168,881	166,598	172,293	172,793	172,793	2.3%	3,912
<u>47 - FIRE MARSHAL</u>								
8050 FIRE MARSHAL SALARY	12,814	13,070	13,070	13,070	13,070	13,070	0.0%	0
8051 DEPUTY CALLOUT EXPENSES	400	1,500	750	1,500	1,500	1,500	0.0%	0
8052 VEHICLE EXPENSE	0	1	0	1	1	1	0.0%	0
8053 CONFERENCES & DUES	1,886	2,600	2,600	2,600	2,600	2,600	0.0%	0
8054 SUNDRY EXPENSES	768	500	500	500	500	500	0.0%	0
TOTAL FIRE MARSHAL	15,868	17,671	16,920	17,671	17,671	17,671	0.0%	0
<u>48 - EMERGENCY MANAGEMENT</u>								
8100 DIRECTOR'S STIPEND	8,131	8,294	8,294	8,294	8,294	8,294	0.0%	0
8101 ASST. DIRECTOR'S STIPEND	0	100	0	100	100	100	0.0%	0
8102 SHELTER SUPPLIES	0	6,350	6,350	6,350	6,350	6,350	0.0%	0
8103 COMMUNICATIONS EQUIPMENT	0	500	500	500	500	500	0.0%	0
8105 EMERGENCY NOTIFICATION SYSTEM	3,275	3,275	3,439	3,500	3,500	3,500	6.9%	225
8109 SUNDRY EXPENSES	204	12,726	12,726	6,726	6,726	6,726	-47.1%	(6,000)
8111 COVID RELATED EXPENSES	13,864	1	5,258	1	1	1	0.0%	0
TOTAL EMERGENCY MANAGEMENT	25,474	31,246	36,567	25,471	25,471	25,471	-18.5%	(5,775)


**TOWN OF MIDDLEFIELD
2021-2022 BUDGET
GENERAL FUND - EXPENDITURES**

EXPENDITURES:	2019-2020 ACTUAL	2020-2021		2021-2022				
		BUDGETED EXPENSES	ESTIMATED EXPENSES	DEPT. PROPOSAL	SELECTMAN PROPOSAL	BD. OF FINANCE PROPOSAL	PERCENT CHANGE	\$ INCREASE (DECREASE)
<u>54 - BOARDS & COMMISSIONS</u>								
8500 BOARD OF SELECTMEN	85	1,000	1,000	1,000	1,000	1,000	0.0%	0
8510 BOARD OF FINANCE	2,030	2,300	2,300	2,300	2,300	2,300	0.0%	0
8520 BOARD OF ASSESSMENT APPEALS	750	750	750	750	750	750	0.0%	0
8530 PLANNING & ZONING COMMISSION	14,278	18,500	18,500	16,200	16,200	16,200	-12.4%	(2,300)
8540 ECONOMIC DEVELOPMENT COMMISSION	0	1,000	1,000	1,000	1,000	1,000	0.0%	0
8550 INLAND WETLANDS AGENCY	20,601	20,000	20,000	9,620	9,620	9,620	-51.9%	(10,380)
8560 ZONING BOARD OF APPEALS	1,388	3,663	3,663	3,000	3,000	3,000	-18.1%	(663)
8575 FIRE DEPT. BUILDING COMMITTEE	0	0	0	0	0	1	N/A	1
8570 CONSERVATION COMMISSION	88	1,000	110	1,000	1,000	1,000	0.0%	0
8580 PARK & RECREATION COMMISSION	60	750	0	480	480	480	-36.0%	(270)
8590 CHARTER REVISION COMMISSION	0	1	0	1	1	1	0.0%	0
8595 LAKE BESECK AD-HOC COMMITTEE	8,901	9,900	9,900	9,900	9,900	20,040	102.4%	10,140
TOTAL BOARDS & COMMISSIONS	48,181	58,864	57,223	45,251	45,251	55,392	-5.9%	(3,472)
<u>64 - SEWER SYSTEM SERVICES</u>								
8630 BROOKSIDE DRIVE SYSTEM	3,915	6,000	4,500	6,000	6,000	6,000	0.0%	0
8638 WPCA - ROUTE 66 SYSTEM	250	350	750	750	750	750	114.3%	400
8639 WPCA - LAKE BESECK SYSTEM	1,204	1,500	1,500	1,500	1,500	1,500	0.0%	0
TOTAL SEWER SYSTEM SERVICES	5,369	7,850	6,750	8,250	8,250	8,250	5.1%	400
<u>70 - OTHER TOWN FUNDS</u>								
8802 CAPITAL / NONRECURRING FUND	988,033	878,370	878,370	854,294	854,294	924,474	5.2%	46,104
8805 OLD INDIAN TRAIL FUND	5,350	5,350	5,350	5,350	5,350	5,350	0.0%	0
TOTAL OTHER TOWN FUNDS	993,383	883,720	883,720	859,644	859,644	929,824	5.2%	46,104
<u>72 - RESERVES FOR CONTINGENCIES</u>								
9000 OPERATIONAL	0	65,719	0	96,981	96,990	96,854	47.4%	31,135
9005 STAFF COVERAGE	0	5,000	0	5,000	5,000	5,000	0.0%	0
TOTAL RESERVES FOR CONTINGENCIES	0	70,719	0	101,981	101,990	101,854	44.0%	31,135

**TOWN OF MIDDLEFIELD
2021-2022 BUDGET
GENERAL FUND - EXPENDITURES**

EXPENDITURES:	2019-2020 ACTUAL	2020-2021		2021-2022				
		BUDGETED EXPENSES	ESTIMATED EXPENSES	DEPT. PROPOSAL	SELECTMAN PROPOSAL	BD. OF FINANCE PROPOSAL	PERCENT CHANGE	\$ INCREASE (DECREASE)
78 - DEBT SERVICE								
9400 TD BANK LOAN (POWDER RIDGE) (2021)	203,469	203,469	203,469	0	0	0	-100.0%	(203,469)
9402 MERRIAM PROPERTY NOTE (2019)	10,000	0	0	0	0	0	0.0%	0
9405 U.S.D.A. LOAN (2021)	75,893	75,893	75,893	75,665	75,665	75,665	-0.3%	(228)
9407 CLEAN WATER FUND (2020)	196,766	81,986	81,986	0	0	0	-100.0%	(81,986)
9408 TD BANK LEASE-FIRE DEPT	0	50,736	50,736	50,736	50,736	50,736	0.0%	0
TOTAL DEBT SERVICE	486,128	412,084	412,084	126,401	126,401	126,401	-69.3%	(285,683)
TOTAL MUNICIPAL OPERATIONS	4,151,388	4,266,538	4,096,972	4,089,236	4,089,827	4,137,216	-3.0%	(129,322)
80 - OUTSIDE AGENCIES								
9700 DMIAAB OPERATIONS	166,863	162,484	162,484	176,259	176,259	164,140	1.0%	1,656
9701 REGIONAL HAZARDOUS WASTE	4,366	4,000	6,000	8,000	8,000	8,000	100.0%	4,000
9703 LEVI E. COE LIBRARY	298,940	310,531	310,531	296,562	296,562	296,562	-4.5%	(13,969)
9704 YOUTH & FAMILY SERVICES	14,000	20,500	20,500	20,500	20,500	20,500	0.0%	0
9705 911 - VALLEY SHORE	58,142	59,479	59,479	62,453	62,453	59,479	0.0%	0
9707 MIDDLEFIELD CEMETERY ASSOCIATION	4,526	4,526	4,526	4,526	4,526	4,526	0.0%	0
9708 PROBATE COURT	5,255	4,900	4,900	5,145	5,145	5,145	5.0%	245
9709 OLD HOMES DAY FUND	0	2,000	0	2,000	2,000	2,000	0.0%	0
9720 PLAINVILLE/SOUTHINGTON HEALTH DISTRICT	38,722	29,127	29,127	29,127	29,127	29,127	0.0%	0
TOTAL OUTSIDE AGENCIES	590,814	597,547	597,547	604,572	604,572	589,479	-1.4%	(8,068)
TOTAL MUNICIPAL EXPENSES	4,742,202	4,864,085	4,694,519	4,693,808	4,694,399	4,726,695	-2.8%	(137,390)
89 - EDUCATION								
9800 REGIONAL SCHOOL DISTRICT #13	11,612,501	11,674,785	11,674,785	11,930,577	11,930,577	11,797,537	1.1%	122,752
TOTAL EDUCATION	11,612,501	11,674,785	11,674,785	11,930,577	11,930,577	11,797,537	1.1%	122,752
TOTAL TOWN EXPENDITURES	16,354,703	16,538,870	16,369,304	16,624,385	16,624,976	16,524,232	-0.1%	(14,638)

CAPITAL/NONRECURRING FUND



**TOWN OF MIDDLEFIELD
2021-2022 BUDGET
CAPITAL / NONRECURRING FUND
REVENUES**

REVENUE SOURCES:

4000 GENERAL FUND TRANSFER
4020 STATE OF CONNECTICUT - LOCIP FUNDS

TOTAL REVENUES

<u>SELECTMAN PROPOSAL</u>	<u>BOARD OF FINANCE PROPOSAL</u>
854,294	924,474
31,793	31,592
<hr/>	<hr/>
<u>886,087</u>	<u>956,066</u>
<hr/>	<hr/>

**TOWN OF MIDDLEFIELD
2021-2022 BUDGET
CAPITAL / NONRECURRING FUND
APPROPRIATIONS**

PROJECTS & ACCRUALS:

		PROJECT GOAL/ ESTIMATED COST	2020-2021 APPROVED BUDGET	BALANCE 3/31/2021	2021-2022 SELECTMAN PROPOSAL	2021-2022 BOARD OF FINANCE PROPOSAL
<u>10 - SELECTMAN'S OFFICE</u>						
9011	ACCOUNTING SOFTWARE	\$30,000	\$0	8,905	(8,905)	(8,905)
SELECTMAN'S OFFICE TOTAL			0	8,905	(8,905)	(8,905)
<u>17 - COMM CENTER / TOWN HALL</u>						
9140	TOWN HALL BUILDING IMPROVEMENTS	\$205,392	\$66,223	87,752	24,973	24,973
9145	COMMUNITY CENTER. BUIIDING IMPROVEMENTS	\$609,327	\$99,913	268,623	102,287	108,287
9146	COMMUNITY CENTER UNDERGROUND TANK	\$46,093	\$0	42,182	1,956	31,956
COMMUNITY CENTER / TOWN HALL TOTAL			166,136	398,557	129,216	165,216
<u>18 - CENTRAL SERVICES</u>						
9170	VEHICLE REPLACEMENTS	\$68,432	\$5,691	57,358	8,301	8,301
9171	TELEPHONE SYSTEM UPGRADE	\$6,000	\$733	1,569	898	898
9173	COMPUTERS & SYSTEM UPGRADES	\$5,000	\$13,541	2,838	5,000	5,000
9174	SERVER REPLACEMENT	\$31,000	\$4,191	20,000	11,000	11,000
9175	TOWN WEB SITE REDESIGN	\$15,000	\$15,000	15,000	0	0
9180	FACILITIES ASSET MANAGEMENT PLAN	\$17,000	\$0	17,000	0	0
9181	FIRE DEPARTMENT BUILDING COMMITTEE	\$100,000	\$0	0	50,000	100,000
CENTRAL SERVICES TOTAL			39,156	113,765	75,199	125,199
<u>19 - EMPLOYEE BENEFITS</u>						
9010	ACCRUED BENEFITS	\$65,000	\$9,865	23,278	10,425	10,425
EMPLOYEE BENEFITS TOTAL			9,865	23,278	10,425	10,425

**TOWN OF MIDDLEFIELD
2021-2022 BUDGET
CAPITAL / NONRECURRING FUND
APPROPRIATIONS**

PROJECTS & ACCRUALS:

20 - TOWN CLERK

9120 ORDINANCE CODIFICATION

TOWN CLERK TOTAL

30 - LAND USE/HEALTH DEPT.

9115 BUILDING CODE BOOKS

9117 DESIGN REVIEW GUIDELINES

LAND USE/HEALTH DEPTMENT TOTAL

32 - ASSESSOR

9165 REVALUATION

ASSESSOR TOTAL

40 - PUBLIC WORKS PROJECTS

9219 STORM CONTINGENCY

9220 TREE REMOVAL

9230 GARAGE IMPROVEMENTS

9241 ROAD IMPROVEMENTS

9258 LAKE BESECK REMEDIATION

9284 LED STREET LIGHT ASSESSMENT/INSTALLATION

9255 LED STREET LIGHT REPAIRS/REPLACEMENT

9297 TOWN PROPERTY REMEDIATION PROJECT

PUBLIC WORKS PROJECTS TOTAL

	PROJECT GOAL/ ESTIMATED COST	2020-2021 APPROVED BUDGET	BALANCE 3/31/2021	2021-2022 SELECTMAN PROPOSAL	2021-2022 BOARD OF FINANCE PROPOSAL
	\$1,000	\$0	1,000	0	0
		0	1,000	0	0
	\$500	\$258	758	0	0
	\$12,000	\$0	0	0	12,000
		258	758	0	12,000
	\$100,000	\$19,700	80,300	13,700	13,700
		19,700	80,300	13,700	13,700
	\$35,000	\$0	35,000	0	0
	On-going	\$30,000	33,075	30,000	30,000
	\$54,636	\$15,562	19,685	7,000	7,000
	On-going	\$65,000	265,581	65,000	65,000
	\$100,000	\$11,640	41,594	10,290	1,500
	\$253,705	\$0	34,258	(10,288)	(34,519)
	\$100,000	\$8,768	8,768	8,768	8,768
	\$5,000	\$3,600	100	4,900	4,900
		134,570	438,061	115,670	82,649

**TOWN OF MIDDLEFIELD
2021-2022 BUDGET
CAPITAL / NONRECURRING FUND
APPROPRIATIONS**

PROJECTS & ACCRUALS:

		PROJECT GOAL/ ESTIMATED COST	2020-2021 APPROVED BUDGET	BALANCE 3/31/2021	2021-2022 SELECTMAN PROPOSAL	2021-2022 BOARD OF FINANCE PROPOSAL
<u>41 - PUBLIC WORKS EQUIPMENT</u>						
9280	DUMP TRUCK REPLACEMENTS	\$549,000	\$87,298	169,346	(6,211)	(6,211)
9281	SMALL DUMP REPLACEMENT	\$244,664	\$13,275	12,384	122,008	122,008
9285	PICKUP REPLACEMENT	\$36,060	\$5,353	23,344	5,353	5,353
9283	SNOW PLOW REPLACEMENT	N/A	(\$5,066)	0	0	0
9287	EMERGENCY REPAIRS	\$10,000	\$0	10,000	0	0
9289	PAVER REPLACEMENT	\$34,967	\$3,965	15,249	3,965	3,965
9290	ROLLER & TRAILER REPLACEMENT	\$61,193	\$5,390	31,336	5,390	5,390
9291	GUARD RAIL MOWER/TRACTOR REPLACEMENT	\$150,796	\$44,304	14,479	12,474	12,474
9292	SWEEPER REPLACEMENT	\$229,473	\$16,784	133,024	16,784	16,784
9293	FRONT END LOADER REPLACEMENT	\$169,000	\$16,735	101,807	25,828	25,828
9294	ZERO TURN MOWER	\$10,927	\$1,102	954	1,181	1,181
9295	BACKHOE REPLACEMENT	\$130,000	\$14,243	29,979	0	0
9296	TRACTOR/BRUSH HOG REPLACEMENT	N/A	(\$44,304)	0	4,441	4,441
9298	FUEL TANKS	\$15,000	\$1,627	2,870	1,627	1,627
9295	MINI EXCAVATOR	\$71,428	\$0	0	0	0
PUBLIC WORKS EQUIPMENT TOTAL			160,706	544,772	192,840	192,840
<u>42 - PARKS & RECREATION</u>						
9310	PARK IMPROVEMENTS	\$154,785	\$75,290	93,182	10,540	10,540
9315	PLAYSCAPE REPLACEMENT	\$101,296	\$12,668	50,672	12,667	12,667
PARKS & RECREATION TOTAL			87,958	143,854	23,207	23,207
<u>43 - ANIMAL CONTROL</u>						
9350	ANIMAL SHELTER	\$6,000	\$0	6,000	0	0
ANIMAL CONTROL TOTAL			0	6,000	0	0

**TOWN OF MIDDLEFIELD
2021-2022 BUDGET
CAPITAL / NONRECURRING FUND
APPROPRIATIONS**

PROJECTS & ACCRUALS:

44 - POLICE DEPARTMENT

9385 ENFORCEMENT EQUIPMENT

POLICE DEPARTMENT TOTAL

46 - FIRE DEPARTMENT

9510 WATER SUPPLY DEVELOPMENT

9515 FIRE HOSE REPLACEMENT

9520 STATE EMS PLAN

9535 BREATHING APPARATUS

9537 THERMAL IMAGING CAMERA

9538 COMMUNICATION EQUIPMENT

9539 COMPUTER UPGRADES

9542 RESCUE TRUCK #4

9543 MEDICAL TRUCK

9544 2015 ALL TERRIAN VEHICLE

9545 FIRE CHIEF'S VEHICLE

9546 TANKER REPLACEMENT

9559 LIFE SAVING EQUIPMENT

9566 BUILDING - REPAIRS & IMPROVEMENTS

9567 BUILDING RENOVATIONS

9570 2002 PUMPER REPLACEMENT

9571 2013 PUMPER REPLACEMENT

9581 EMERGENCY REPAIRS

9583 50KW GENERATOR

9585 SIREN-LYMAN/ROCKFALL

9591 BOAT REPLACEMENT

9595 BRUSH TRUCK REPLACEMENT

FIRE DEPARTMENT TOTAL

	PROJECT GOAL/ ESTIMATED COST	2020-2021 APPROVED BUDGET	BALANCE 3/31/2021	2021-2022 SELECTMAN PROPOSAL	2021-2022 BOARD OF FINANCE PROPOSAL
	\$1,000	\$0	1,000	0	0
		0	1,000	0	0
	On-going	\$5,000	14,823	5,000	5,000
	On-going	\$4,000	8,738	4,000	4,000
	\$7,500	\$0	7,500	0	0
	\$281,377	\$0	25,658	0	0
	\$24,135	\$6,401	11,434	8,535	8,535
	\$90,000	\$0	16,411	0	0
	\$3,744	\$3,744	1,242	3,744	3,744
	\$633,782	\$86,726	412,202	86,726	86,726
	\$87,418	\$10,262	32,544	10,263	10,263
	\$27,318	\$2,300	6,817	2,300	2,300
	\$38,245	\$4,166	16,509	4,165	4,165
	\$420,700	\$0	47,777	0	0
	\$4,000	\$4,000	10,621	4,000	4,000
	On-going	\$0	37,424	0	0
	TBD	\$1	1	0	0
	\$720,326	\$97,390	547,154	97,391	97,391
	\$720,326	\$62,270	186,040	62,270	62,270
	\$10,000	\$0	4,621	0	0
	\$46,709	\$6,380	25,520	6,380	6,380
	\$82,890	\$8,077	32,308	8,077	8,077
	\$7,316	\$1,410	7,103	712	712
	\$250,000	\$0	0	20,000	25,000
		302,127	1,452,447	323,563	328,563

**TOWN OF MIDDLEFIELD
2021-2022 BUDGET
CAPITAL / NONRECURRING FUND
APPROPRIATIONS**

PROJECTS & ACCRUALS:

58 - ECONOMIC DEVELOPMENT

9620 COMMISSION PROJECTS & ANALYSES
9625 PLAN OF CONSERVATION & DEVELOPMENT
9630 P & Z REGULATIONS REVISION
9635 LAND BANK RESERVE

ECONOMIC DEVELOPMENT TOTAL

59 - CONSERVATION PROJECTS

9650 OPEN SPACE PROPERTY IMPROVEMENTS
9655 OPEN SPACE ACQUISITIONS

CONSERVATION PROJECTS TOTAL

70 - OTHER TOWN FUNDS

9681 OLD INDIAN TRAIL EMERGENCY GENERATOR
9682 OLD INDIAN TRAIL PUMP HOUSE REFURBISH

OTHER TOWN FUNDS TOTAL

80 - OUTSIDE AGENCIES

9692 LEVI E. COE LIBRARY

OUTSIDE AGENCIES TOTAL

TOTAL APPROPRIATIONS

PROJECT GOAL/ ESTIMATED COST	2020-2021 APPROVED BUDGET	BALANCE 3/31/2021	2021-2022 SELECTMAN PROPOSAL	2021-2022 BOARD OF FINANCE PROPOSAL
\$11,000	\$0	10,999	0	0
\$12,500	\$1,786	1,786	1,786	1,786
N/A	(\$17,000)	0	0	0
\$5,000	\$0	2,500	3,500	3,500
	(15,214)	15,285	5,286	5,286
On-going	\$1,000	4,032	1,000	1,000
\$2,500	\$0	2,500	0	0
	1,000	6,532	1,000	1,000
\$10,000	\$0	3,101	0	0
N/A	(\$815)	0	0	0
	(815)	3,101	0	0
\$67,745	\$4,614	23,928	4,886	4,886
	4,614	23,928	4,886	4,886
	910,061	3,261,543	886,087	956,066