


TOWN OF MIDDLEFIELD


2022-2023 ANNUAL BUDGET



First Selectman's Proposed Budget March 3, 2022

Mill Rate 27.56

TABLE OF CONTENTS




TOWN OF MIDDLEFIELD

2022 - 2023 BUDGET

TABLE OF CONTENTS

	<u>Page</u>		<u>Page</u>
SUMMARY	1 - 5		
RECEIPTS:			
Property Taxes	6	Transfers from Other Funds	7
State of Connecticut	6	Revenue from Use of Money	7
Charges for Services	6	Other Financing Sources	7
Other Revenues	7		
EXPENDITURES:			
Selectman's Office	8	Park & Recreation	12
Professional Services	8	Animal Control	12
Municipal Insurances	8	Police Department	12
General & Central Services	9	Fire Department	13
Employee Benefits	9	Fire Marshal	13
Town Clerk	9	Emergency Management	13
Tax Collector	10	Boards & Commissions	14
Treasurer	10	Sewer System Services	14
Registrars of Voters	10	Other Town Funds	14
Land Use & Health	10	Reserves for Contingencies	14
Assessor's Office	11	Debt Service	15
Senior / Social Services	11	Outside Agencies	15
Public Works	11	Education	15
CAPITAL NONRECURRING FUND	16-21		

BUDGET SUMMARY



TOWN OF MIDDLEFIELD

2022 - 2023

BUDGET

Mill Rate Computation

October 2021 Grand List	\$ 569,550,050
Exemptions	\$ (48,168,776)
Net Taxable Grand List	<u>\$ 521,381,274</u>
Estimated Collection Rate	99.50%
Net Taxable Grand List	\$518,774,368 (2)
Total required revenue from taxation	\$14,323,534
Add: Adjustment for tax abatements for First Responders/Elderly citizens	\$114,000
Less: Motor Vehicle Supplemental tax revenue adjustment	(\$141,000)
Adjusted Total Taxes Billed	<u>\$14,296,534 (1)</u>
Mill Rate (1 divided by 2)	27.56

Budget Recap

	School District	Town Expense	Debt Service	Capital Fund	Total Budget
Appropriations	\$13,216,178	\$3,886,409	\$50,736	\$799,626	\$17,952,949
Other Revenues	\$1,888,165	\$1,741,250	\$0	\$0	\$3,629,415
Adjusted Total Taxes Billed	\$11,328,013	\$2,145,159	\$50,736	\$799,626	\$14,323,534
Percentage of Budget	79.1%	15.0%	0.4%	5.6%	100%
Mills	21.79	4.13	0.10	1.54	27.56

TOWN OF MIDDLEFIELD
2022 - 2023
BUDGET

Budgeted Expenditure Comparison

	ANNUAL BUDGET			
	FY 2022/2023	FY 2021/2022	\$ Change	% Change
Municipal Operations:				
Town Expense	\$3,232,063	\$3,086,341	\$145,722	4.7%
Debt Service	\$50,736	\$126,401	(\$75,665)	-59.9%
Capital Fund	\$799,626	\$924,474	(\$124,848)	-13.5%
Total Municipal Operations	\$4,082,425	\$4,137,216	(\$54,791)	-1.3%
Outside Agencies:				
Levi Coe Library	\$332,306	\$296,562	\$35,744	12.1%
DMIAAB	\$179,463	\$164,140	\$15,323	9.3%
DMYFS	\$30,500	\$20,500	\$10,000	48.8%
Other	\$112,077	\$108,277	\$3,800	3.5%
Total Outside Agencies	\$654,346	\$589,479	\$64,867	11.0%
School District	\$13,216,178	\$11,797,537	\$1,418,641	12.0%
Total Town Expenditures	\$17,952,949	\$16,524,232	\$1,428,717	8.6%

TOWN OF MIDDLEFIELD

2022 - 2023

BUDGET

Mill Rate History					
	School District	Town Expense	Debt Service	Capital Fund	Mill Rate
Proposed 2022-2023	21.79	4.13	0.10	1.54	27.56
2021-2022	23.41	5.95	0.29	2.16	31.82
2020-2021	23.23	6.15	0.78	2.07	32.23
2019-2020	23.59	6.39	0.70	1.79	32.47
2018-2019	25.46	6.65	0.71	1.67	34.49
2017-2018	25.52	6.83	0.74	1.87	34.96
2016-2017	24.30	6.29	0.68	1.57	32.84
2015-2016	24.79	6.50	0.71	1.67	33.67
2014-2015	25.21	6.23	0.72	1.76	33.92
2013-2014	24.46	6.70	0.74	1.34	33.24

Average Homeowner's Tax Burden					
	Average Assessment	Mill Rate	Tax Burden	School Portion	Town Portion
Proposed 2022-2023	\$201,668	27.56	\$5,558	\$4,395	\$1,162
2021-2022	\$161,341	31.82	\$5,134	\$3,777	\$1,357
2020-2021	\$161,341	32.23	\$5,200	\$3,748	\$1,452
2019-2020	\$161,341	32.47	\$5,239	\$3,806	\$1,433
2018-2019	\$161,341	34.49	\$5,565	\$4,108	\$1,457
2017-2018	\$161,341	34.96	\$5,641	\$4,116	\$1,524
2016-2017	\$165,350	32.84	\$5,430	\$4,018	\$1,412
2015-2016	\$165,350	33.67	\$5,567	\$4,098	\$1,469
2014-2015	\$165,350	33.92	\$5,609	\$4,169	\$1,440
2013-2014	\$165,350	33.24	\$5,497	\$4,044	\$1,453


2022-2023 MILL RATE PROJECTIONS

	SELECTMAN PROPOSAL	BOARD OF FINANCE ADOPTED <u>XXXX</u>	TOWN MEETING ADOPTED <u>XXXX</u>
Estimated Taxable Grand List	\$521,381,274	N/A	N/A
Estimated Collection Rate %	<u>99.50</u>	N/A	N/A
Net Grand List	\$518,774,368	N/A	N/A
Adjusted Total Taxes Billed	\$14,296,534	N/A	N/A
Mill Rate	27.56	N/A	N/A

GRAND LIST COMPARISON

	October 1, 2020			
	Grand List After	October 1, 2021	Dollar	Percent
	<u>BAA Changes</u>	<u>Grand List</u>	<u>Change</u>	<u>Change</u>
<u>Gross Grand List:</u>				
Real Estate	\$385,912,380	\$461,984,500	\$76,072,120	19.71%
Personal Property	\$51,693,440	\$53,734,300	\$2,040,860	3.95%
Motor Vehicle	\$41,258,120	\$53,831,250	\$12,573,130	30.47%
<u>Total Gross Grand List</u>	<u>\$478,863,940</u>	<u>\$569,550,050</u>	<u>\$90,686,110</u>	<u>54.13%</u>
<u>Exemptions:</u>				
Real Estate	\$31,799,000	\$31,822,900	\$23,900	0.08%
Personal Property	\$15,307,820	\$16,098,886	\$791,066	5.17%
Motor Vehicle	\$110,380	\$246,990	\$136,610	123.76%
<u>Total Exemptions</u>	<u>\$47,217,200</u>	<u>\$48,168,776</u>	<u>\$951,576</u>	<u>129.01%</u>
<u>Taxable Grand List</u>				
Real Estate & Personal Property	\$354,113,380	\$430,161,600	\$76,048,220	21.48%
Personal Property	\$36,385,620	\$37,635,414	\$1,249,794	3.43%
Motor Vehicles	\$41,147,740	\$53,584,260	\$12,436,520	30.22%
<u>Total Taxable Grand List</u>	<u>\$431,646,740</u>	<u>\$521,381,274</u>	<u>\$89,734,534</u>	<u>55.13%</u>

GENERAL FUND



**TOWN OF MIDDLEFIELD
2022-2023 BUDGET
GENERAL FUND - RECEIPTS**

	2020/2021	2021-2022		2022-2023		
	ACTUAL REVENUES	BUDGETED REVENUES	EXPECTED REVENUES	BUDGETED REVENUES	PERCENT CHANGE	\$ CHANGE
REVENUE SOURCES:						
01 - PROPERTY TAX COLLECTIONS						
4000	PROPERTY TAX COLLECTIONS TOTAL	\$14,193,330	13,595,994	13,800,000	14,323,534	5.4% 727,540
05 - STATE OF CONNECTICUT						
4102	PILOT: STATE OWNED PROPERTY	4,920	0	0	0	N/A 0
4103	PEQUOT-MOHEGAN GRANT	5,616	5,616	5,616	5,616	0.0% 0
4104	MRSF MOTOR VEHICLE TAX GRANT	0	0	0	127,906	N/A 127,906
4106	MUNICIPAL PROJECTS GRANT	248,652	248,652	248,652	248,652	0.0% 0
4108	MUNICIPAL STABILIZATION GRANT	14,971	14,971	14,971	14,971	0.0% 0
4110	PILOT: VETERANS TAX RELIEF	4,319	4,319	3,373	3,373	N/A (946)
4111	PILOT: DISABLED PROGRAM	424	424	386	386	N/A (38)
4114	JUDICIAL FINES	3,336	3,500	1,130	1,100	-68.6% (2,400)
4117	DUI GRANT	0	0	0	0	N/A 0
4118	SENIOR / DISABLED BUS SERVICE	9,542	8,000	8,000	7,500	-6.3% (500)
4120	OTHER REVENUE	76,259	6,000	60,750	5,000	-16.7% (1,000)
4121	PILOT-NEW TIERED REIMBURSEMENT	0	8,126	8,126	8,022	-1.3% (104)
4200	EDUCATION COST SHARING GRANT	1,837,504	1,794,921	1,846,203	1,888,165	5.2% 93,244
STATE OF CONNECTICUT TOTAL		2,205,543	2,094,529	2,197,207	2,310,691	10.3% 216,162
20 - CHARGES FOR SERVICES						
4400	LICENSES & PERMITS	3,860	2,700	2,250	2,700	0.0% 0
4401	LAND USE DEPARTMENT	125,285	70,000	70,000	70,000	0.0% 0
4403	TOWN CLERK	113,741	85,000	100,000	85,000	0.0% 0
4406	POLICE DEPARTMENT SERVICES	1,038	1,500	0	1,000	-33.3% (500)
4411	HEALTH DEPARTMENT	0	0	400	400	N/A 400
4420	DOG LICENSES & FEES	3,783	3,500	3,500	3,500	0.0% 0
4425	BEACH PASSES	3,665	2,600	2,600	2,600	0.0% 0
4429	MISCELLANEOUS	1,324	1,500	1,500	1,500	0.0% 0
CHARGES FOR SERVICES TOTAL		252,696	166,800	180,250	166,700	-0.1% (100)

**TOWN OF MIDDLEFIELD
2022-2023 BUDGET
GENERAL FUND - RECEIPTS**

	2020/2021	2021-2022		2022-2023		
	ACTUAL REVENUES	BUDGETED REVENUES	EXPECTED REVENUES	BUDGETED REVENUES	PERCENT CHANGE	\$ CHANGE
<u>REVENUE SOURCES:</u>						
<u>25 - OTHER REVENUES</u>						
4500 MIDDLEFIELD HOUSING AUTHORITY	18,127	18,685	14,600	16,000	-14.4%	(2,685)
4501 JOSEPH E. COE TRUST FUND	9,607	9,440	9,776	9,440	0.0%	0
4505 SALE OF PROPERTY & EQUIPMENT	8,060	5,000	4,000	5,000	0.0%	0
4507 TELEPHONE ACCESS LINE TAX	8,064	8,064	8,064	8,064	0.0%	0
4511 RENTALS OF TOWN PROPERTY	56,182	48,500	48,500	48,500	0.0%	0
4529 MISCELLANEOUS	6,978	2,000	7,000	2,000	0.0%	0
OTHER REVENUES TOTAL	107,018	91,689	91,940	89,004	-2.9%	(2,685)
<u>27 - TRANSFERS FROM OTHER FUNDS</u>						
4534 PARK & REC. (SUMMER CAMP PAYROLL EXPS.)	0	50,470	31,957	45,770	-9.3%	(4,700)
4535 OLD INDIAN TRAIL FUND	2,500	2,500	2,500	2,500	0.0%	0
4538 WPCA - ROUTE 66 SEWER SYSTEM	0	750	750	750	0.0%	0
4539 WPCA - LAKE BESECK SEWER SYSTEM	81,986	1,500	1,500	1,500	0.0%	0
4540 OTHER	0	0	0	0	N/A	0
TRANSFERS FROM OTHER FUNDS TOTAL	84,486	55,220	36,707	50,520	-8.5%	(4,700)
4600 <u>30 - REVENUE FROM USE OF MONEY</u>	15,176	20,000	12,500	12,500	-37.5%	(7,500)
<u>35 - OTHER FINANCING SOURCES</u>						
4700 FUND BALANCE	0	500,000	204,316	1,000,000	N/A	500,000
4710 DEBT FINANCINGS	0	0	0	0	N/A	0
OTHER FINANCING SOURCES TOTAL	0	500,000	204,316	1,000,000	N/A	500,000
TOTAL REVENUES	\$16,858,249	16,524,232	16,522,920	17,952,949	8.6%	1,428,717

**TOWN OF MIDDLEFIELD
2022-2023 BUDGET
GENERAL FUND - EXPENDITURES**

EXPENDITURES:

	2020-2021 ACTUAL	2021-2022		2022-2023				
		BUDGETED EXPENSES	ACTUAL 1/31/2022	ESTIMATED EXPENSES	DEPT. PROPOSAL	SELECTMAN PROPOSAL	PERCENT CHANGE	\$ INCREASE (DECREASE)
10 - SELECTMAN'S OFFICE								
6000 FIRST SELECTMAN'S SALARY	\$83,009	85,084	47,357	85,084	87,211	87,211	2.5%	2,127
6001 SELECTMEN'S SALARIES	10,408	10,668	5,280	10,668	10,935	10,935	2.5%	267
6003 EXECUTIVE ASSISTANT	55,035	61,844	35,155	61,844	63,392	63,392	2.5%	1,548
6004 FINANCE DIRECTOR	94,457	100,000	55,652	100,000	102,500	102,500	2.5%	2,500
6005 ACCOUNT PAYABLE ASSISTANT/FLOATER	4,637	7,168	3,566	7,168	7,627	7,627	6.4%	459
6007 ACCOUNTING SOFTWARE LICENSE	7,152	9,510	5,364	7,152	7,510	7,510	-21.0%	(2,000)
6008 PAYROLL SERVICE FEES	4,947	4,800	3,013	5,165	5,527	5,527	15.1%	727
6009 DUES & ORGANIZATIONS	2,960	5,100	4,225	5,100	5,000	5,100	0.0%	0
6012 OFFICE EXPENSES	3,540	14,090	2,807	14,090	9,750	9,750	-30.8%	(4,340)
SELECTMAN'S OFFICE TOTAL	266,145	298,264	162,419	296,271	299,452	299,552	-20.3%	1,288
12 - PROFESSIONAL SERVICES								
6050 TOWN ENGINEER	26,699	36,000	13,340	36,000	25,900	25,900	-28.1%	(10,100)
6060 TOWN & REGIONAL PLANNING	8,938	8,934	8,934	8,934	9,000	9,000	0.7%	66
6065 CONTRACTED SERVICES-TOWN PLANNER	52,428	51,791	13,196	51,791	50,265	50,265	-2.9%	(1,526)
6070 TOWN COUNSEL	843	10,000	4,364	7,500	10,000	10,000	0.0%	0
6072 LABOR COUNSEL	0	10,000	0	0	3,000	3,000	-70.0%	(7,000)
6079 LEGAL NOTICES	3,804	5,725	2,610	5,725	5,725	5,725	0.0%	0
6080 TOWN AUDITOR	25,500	25,500	8,500	25,500	25,500	25,500	0.0%	0
6085 CONSULTANTS-GRANT WRITING	0	1	0	0	0	5,000	N/A	4,999
6090 COMPUTER NETWORK SUPPORT	16,654	16,800	13,900	20,400	22,500	22,500	33.9%	5,700
6095 TOWN WEB SITE	1,163	1,500	309	1,500	1,500	750	-50.0%	(750)
PROFESSIONAL & LEGAL COSTS	136,029	166,251	65,153	157,350	153,390	157,640	-5.2%	(8,611)
15 - MUNICIPAL INSURANCES								
6201 PROPERTY / AUTO / LIABILITY	57,407	59,947	61,266	61,266	63,105	63,105	5.3%	3,158
6202 INSURANCE DEDUCTIBLES	0	2,500	0	0	2,500	2,500	0.0%	0
6203 CYBER LIABILITY COVERAGE	0	10,000	7,581	7,581	10,000	10,000	0.0%	0
6219 WORKER'S COMPENSATION	42,434	39,251	39,249	39,249	37,242	37,242	-5.1%	(2,009)
MUNICIPAL INSURANCES	99,841	111,698	108,096	108,096	112,847	112,847	1.0%	1,149

**TOWN OF MIDDLEFIELD
2022-2023 BUDGET
GENERAL FUND - EXPENDITURES**

EXPENDITURES:

	2020-2021 ACTUAL	2021-2022		2022-2023				
		BUDGETED EXPENSES	ACTUAL 1/31/2022	ESTIMATED EXPENSES	DEPT. PROPOSAL	SELECTMAN PROPOSAL	PERCENT CHANGE	\$ INCREASE (DECREASE)
16 - GENERAL & CENTRAL SERVICES								
6321 TOWN HALL BUILDING EXPENSES	12,742	16,250	5,167	16,250	15,000	15,000	-7.7%	(1,250)
6341 COMM. CENTER BLDING EXPENSES	34,669	37,000	9,356	37,000	37,000	37,000	0.0%	0
6361 STREET LIGHTING & MAINTENANCE	17,138	17,000	7,316	17,000	18,000	18,000	5.9%	1,000
6371 LAKE BESECK DRAWDOWN EXPENSE	0	3,625	0	3,625	3,625	3,625	0.0%	0
6404 TELEPHONE/POSTAGE/COPIER EXPS.	33,436	34,400	13,210	34,400	34,450	34,450	0.1%	50
6411 CUSTODIAN SALARY	27,363	27,336	15,509	27,336	28,019	28,019	2.5%	683
6412 FACILITIES MANAGER	13,141	13,534	7,185	13,534	13,872	13,872	2.5%	338
6421 AUTOMOBILE MAINTENANCE & GPS	2,802	3,400	1,107	3,400	3,400	3,400	0.0%	0
6422 TOWN VEHICLE FUEL	12,892	13,725	9,596	16,450	16,500	17,150	25.0%	3,425
6425 OLD NORTH CEMETERY	2,875	4,000	3,100	4,000	4,000	4,000	0.0%	0
CENTRAL SERVICES TOTAL	157,058	170,270	71,546	172,995	173,866	174,516	28.3%	4,246
19 - EMPLOYEE BENEFITS								
6580 SOCIAL SECURITY	83,052	92,560	51,410	92,560	96,224	96,224	4.0%	3,664
6582 HEALTH / LIFE INSURANCE	234,280	263,212	203,264	263,212	270,902	270,902	2.9%	7,690
6586 PENSION-MUNICIPAL EMPLOYEES	64,968	92,254	40,271	92,254	95,828	95,828	3.9%	3,574
6587 PENSION-ELECTED OFFICIALS	4,852	4,975	1,745	4,975	5,098	5,098	2.5%	123
EMPLOYEE BENEFITS TOTAL	387,152	453,001	296,690	453,001	468,052	468,052	3.3%	15,051
20 - TOWN CLERK								
6600 TOWN CLERK SALARY	54,820	56,191	31,237	56,191	57,596	57,596	2.5%	1,405
6605 INDEX, RECORDING, VITAL STATISTICS	1,081	1,607	168	1,607	2,000	2,000	24.5%	393
6606 RECORDS SYSTEM LICENSE	12,712	14,475	7,741	14,475	12,564	12,564	-13.2%	(1,911)
6607 SPECIAL PROJECTS	0	1	0	0	0	0	N/A	(1)
6608 TOWN CLERK ASSISTANT	38,677	41,576	23,446	41,576	44,237	44,237	6.4%	2,661
6609 TOWN RECORDS RESTORATION	1,043	1,500	0	1,500	2,000	2,000	33.3%	500
6610 CONFERENCES & DUES	625	800	475	500	500	500	-37.5%	(300)
6612 OFFICE EXPENSES	1,330	2,000	350	2,000	2,000	2,000	0.0%	0
TOWN CLERK TOTAL	110,288	118,150	63,417	117,849	120,897	120,897	2.3%	2,747

**TOWN OF MIDDLEFIELD
2022-2023 BUDGET
GENERAL FUND - EXPENDITURES**

EXPENDITURES:

	2020-2021 ACTUAL	2021-2022		2022-2023				
		BUDGETED EXPENSES	ACTUAL 1/31/2022	ESTIMATED EXPENSES	DEPT. PROPOSAL	SELECTMAN PROPOSAL	PERCENT CHANGE	\$ INCREASE (DECREASE)
22 - TAX COLLECTOR								
6700 TAX COLLECTOR SALARY	42,564	43,628	24,255	43,628	44,719	44,719	2.5%	1,091
6701 TAX COLLECTOR ASSISTANT	0	3,500	770	2,000	3,500	2,000	-42.9%	(1,500)
6707 SYSTEM SOFTWARE LICENSE	11,656	11,033	10,498	11,033	11,456	11,456	3.8%	423
6710 CONFERENCES & DUES	95	200	0	200	200	200	0.0%	0
6712 OFFICE EXPENSES	363	700	324	700	700	700	0.0%	0
TAX COLLECTOR TOTAL	54,678	59,061	35,847	57,561	60,575	59,075	0.0%	14
24 - TREASURER								
6800 TREASURER SALARY	9,294	7,066	4,077	7,066	7,243	7,243	2.5%	177
6801 BANK RECONCILAITION SERVICES	0	2,400	0	2,400	2,400	2,400	N/A	0
	9,294	9,466	4,077	9,466	9,643	9,643	1.9%	177
26 - REGISTRARS OF VOTERS								
6900 REGISTRARS SALARIES	17,143	17,572	10,250	17,572	19,000	18,011	2.5%	439
6902 ELECTION EXPENSES	13,489	9,080	7,401	10,000	13,460	13,460	48.2%	4,380
6903 COVID RELATED EXPENSES	6,288	1	1,588	1,588	1	1	N/A	0
6906 EDUCATION & TRAINING	0	1,300	0	1,300	1,300	1,300	0.0%	0
6907 CONFERENCES & DUES	140	1,250	380	1,250	1,250	1,000	-20.0%	(250)
6912 OFFICE EXPENSES	897	600	113	600	600	600	0.0%	0
REGISTRARS OF VOTERS TOTAL	37,957	29,803	19,732	32,310	35,611	34,372	15.3%	4,569
30 - LAND USE / HEALTH DEPART.								
7000 BUILDING OFFICIAL	35,038	36,092	19,157	36,092	36,994	36,994	2.5%	902
7001 OFFICE ASSISTANT	51,473	52,174	29,456	52,174	53,478	53,478	2.5%	1,304
7002 ZONING OFFICER	26,275	27,069	14,366	27,069	27,746	27,746	2.5%	677
7005 INLAND/WETLANDS AGENT	14,289	14,057	7,899	14,057	14,408	14,408	2.5%	351
7011 D.E.E.P. / EDUCATION FEES	5,201	3,300	1,381	3,300	3,300	3,300	0.0%	0
7031 WATER TESTING / LAB FEES	990	1,000	505	1,000	1,000	1,000	0.0%	0
7034 WATER FILTER SERVICE	4,104	4,093	2,624	4,093	4,093	4,093	0.0%	0
7047 CONFERENCES & DUES	40	300	34	300	300	300	0.0%	0
7049 OFFICE EXPENSES	4,151	6,250	1,111	4,500	6,200	4,500	-28.0%	(1,750)
7050 TRAVEL REIMBURSEMENT	0	0	0	1,000	0	2,000	N/A	2,000
LAND USE DEPARTMENT TOTAL	141,561	144,335	76,533	143,585	147,519	147,819	2.4%	3,484

**TOWN OF MIDDLEFIELD
2022-2023 BUDGET
GENERAL FUND - EXPENDITURES**

EXPENDITURES:

	2020-2021 ACTUAL	2021-2022		2022-2023				
		BUDGETED EXPENSES	ACTUAL 1/31/2022	ESTIMATED EXPENSES	DEPT. PROPOSAL	SELECTMAN PROPOSAL	PERCENT CHANGE	\$ INCREASE (DECREASE)
<u>32 - ASSESSOR'S OFFICE</u>								
7100 ASSESSOR	49,409	57,668	52,044	89,023	88,463	88,463	53.4%	30,795
7102 SYSTEM SOFTWARE LICENSE	15,826	16,920	15,650	19,023	18,700	18,700	10.5%	1,780
7103 ASSESSOR ASSISTANCE	6,015	3,670	2,820	3,670	1,200	1,200	-67.3%	(2,470)
7107 CONFERENCES & DUES	585	975	272	975	1,450	1,450	48.7%	475
7108 GIS SYSTEM SOFTWARE	10,483	7,000	3,500	7,000	7,200	7,200	2.9%	200
7109 OFFICE EXPENSES	899	1,060	751	1,060	2,600	2,600	145.3%	1,540
ASSESSOR'S OFFICE TOTAL	83,217	87,293	75,037	120,751	119,613	119,613	37.0%	32,320
<u>38 - SENIOR / SOCIAL SERVICES</u>								
7500 MUNICIPAL AGENT	38,417	38,363	21,313	38,363	39,322	39,322	2.5%	959
7501 SENIOR CENTER ACTIVITIES	7,155	8,900	3,702	8,900	8,900	8,900	0.0%	0
7502 SENIOR CENTER MEALS	0	1	0	0	1	1	0.0%	0
7503 DIAL A RIDE PROGRAM	16,687	16,280	16,687	16,687	16,280	16,280	0.0%	0
7509 OFFICE ASSISTANTS	200	800	0	200	800	800	0.0%	0
7510 SOCIAL SERVICE AGENCIES	3,500	3,500	500	3,500	2,000	2,000	-42.9%	(1,500)
7515 SENIOR / DISABLED BUS SERVICE	1,098	8,000	242	8,000	7,500	7,500	-6.3%	(500)
7517 CONFERENCES & DUES	0	50	0	0	50	50	0.0%	0
7519 OFFICE EXPENSES	0	200	0	100	200	100	N/A	(100)
SENIOR / SOCIAL SERVICES TOTAL	67,057	76,094	42,444	75,750	75,053	74,953	-1.5%	(1,141)
<u>40 - PUBLIC WORKS</u>								
7600 PAYROLL	267,732	291,548	161,445	291,548	301,573	301,573	3.4%	10,025
7601 SNOW REMOVAL EXPENSES	35,736	52,350	13,757	52,350	57,590	57,590	10.0%	5,240
7602 EQUIPMENT MAINTENANCE	37,053	42,500	34,572	42,500	42,500	42,500	0.0%	0
7606 OVERTIME EXPENSES	30,621	34,082	14,948	34,082	34,934	34,934	2.5%	852
7607 ROAD MAINTENANCE	78,078	70,000	75,963	70,000	71,500	71,500	2.1%	1,500
7609 GARAGE EXPENSES	15,286	16,500	7,521	16,500	16,500	16,500	0.0%	0
7612 SUNDRY EXPENSES & TRAINING	8,856	7,150	3,266	7,150	7,400	7,400	3.5%	250
7650 TREE WARDEN STIPEND	2,169	2,223	0	2,223	2,279	2,279	2.5%	56
PUBLIC WORKS TOTAL	475,531	516,353	311,472	516,353	534,276	534,276	3.5%	17,923

**TOWN OF MIDDLEFIELD
2022-2023 BUDGET
GENERAL FUND - EXPENDITURES**

EXPENDITURES:

	2020-2021 ACTUAL	2021-2022			2022-2023			
		BUDGETED EXPENSES	ACTUAL 1/31/2022	ESTIMATED EXPENSES	DEPT. PROPOSAL	SELECTMAN PROPOSAL	PERCENT CHANGE	\$ INCREASE (DECREASE)
<u>42 - PARK & RECREATION</u>								
7700 DIRECTOR SALARY	36,647	37,563	20,892	37,563	38,502	38,502	2.5%	939
7703 PECKHAM PARK EXPENSES	25,695	37,755	15,072	37,755	38,305	36,805	-2.5%	(950)
7704 LAKE BESECK PARK EXPENSES	23,627	26,952	12,164	26,952	24,728	24,828	-7.9%	(2,124)
7705 SUMMER CAMP PAYROLL	0	50,470	29,686	29,686	39,922	39,922	-20.9%	(10,548)
7707 SUMMER ENTERTAINMENT	0	1,000	0	1,000	1,000	1,000	0.0%	0
7709 OFFICE EXPENSES	3,888	4,500	3,600	4,500	5,280	5,280	17.3%	780
PARK & RECREATION TOTAL	89,857	158,240	81,414	137,456	147,737	146,337	-7.5%	(11,903)
<u>43 - ANIMAL CONTROL</u>								
7800 ANIMAL CONTROL OFFICER	18,581	19,046	11,110	19,046	19,522	19,522	2.5%	476
7802 VEHICLE ALLOWANCE	0	1	0	0	1	1,000	N/A	999
7804 SHELTER & ANIMAL EXPENSES	1,721	1,630	514	1,000	1,560	1,560	-4.3%	(70)
7809 STATE OF CONNECTICUT FEES	1,799	2,175	2,475	2,750	2,050	2,050	-5.7%	(125)
7812 SUNDRY EXPENSES	1,536	1,650	450	1,000	1,650	1,650	0.0%	0
ANIMAL CONTROL TOTAL	23,637	24,502	14,549	23,796	24,783	25,782	5.2%	1,280
<u>44- POLICE DEPARTMENT</u>								
7900 PAYROLL	270,152	298,409	0	298,409	353,699	353,699	18.5%	55,290
7904 OVERTIME & PRIVATE DUTY	9,935	25,000	0	25,000	35,000	30,000	20.0%	5,000
7906 EQUIPMENT	1,500	2,950	13	2,950	3,000	3,000	1.7%	50
7908 SECRETARY	7,654	8,801	5,887	8,801	9,056	9,056	2.9%	255
7912 SUNDRY EXPENSES	852	1,400	800	1,400	1,200	1,200	-14.3%	(200)
POLICE DEPARTMENT TOTAL	290,093	336,560	6,700	336,560	401,955	396,955	17.9%	60,395

**TOWN OF MIDDLEFIELD
2022-2023 BUDGET
GENERAL FUND - EXPENDITURES**

EXPENDITURES:

	2020-2021 ACTUAL	2021-2022		2022-2023				
		BUDGETED EXPENSES	ACTUAL 1/31/2022	ESTIMATED EXPENSES	DEPT. PROPOSAL	SELECTMAN PROPOSAL	PERCENT CHANGE	\$ INCREASE (DECREASE)
<u>46 - FIRE DEPARTMENT</u>								
8000 FIRE HOUSE OPERATIONS	36,873	34,500	17,040	34,500	34,500	34,500	0.0%	0
8001 TRUCK OPERATIONS & MAINT.	44,655	32,000	20,949	32,000	35,000	35,000	9.4%	3,000
8002 COMMUNICATIONS	4,028	4,000	721	4,000	4,000	4,000	0.0%	0
8003 EQUIPMENT & SUPPLIES	21,717	20,000	4,681	20,000	20,000	20,000	0.0%	0
8006 PHYSICALS & WELLNESS	6,905	9,000	675	9,000	10,000	10,000	11.1%	1,000
8007 TRAINING & PREPAREDNESS	12,428	12,000	6,863	12,000	12,000	12,000	0.0%	0
8009 LIFE INSURANCE	7,816	9,600	6,441	9,600	9,600	9,600	0.0%	0
8010 APPRECIATION NIGHT	0	6,500	6,458	6,500	6,000	6,000	-7.7%	(500)
8011 COVID RELATED EXPENSES	6,796	1	1,435	3,000	1	1	0.0%	0
8012 SUPPLEMENTAL BENEFITS	23,765	26,800	0	26,800	26,200	26,200	-2.2%	(600)
8015 PART TIME LABOR	17,656	18,925	9,658	18,925	19,398	19,398	2.5%	473
FIRE DEPARTMENT TOTAL	182,639	173,326	74,921	176,325	176,699	176,699	1.9%	3,373
<u>47 - FIRE MARSHAL</u>								
8050 FIRE MARSHAL SALARY	13,070	13,397	7,815	13,397	13,732	13,732	2.5%	335
8051 DEPUTY CALLOUT EXPENSES	1,140	1,500	320	1,500	2,000	2,000	33.3%	500
8052 VEHICLE EXPENSE	0	1	0	0	1	1	0.0%	0
8053 CONFERENCES & DUES	2,008	2,600	1,945	2,600	2,600	2,600	0.0%	0
8054 SUNDRY EXPENSES	877	500	0	500	0	0	-100.0%	(500)
FIRE MARSHAL TOTAL	17,095	17,998	10,080	17,997	18,333	18,333	1.9%	335
<u>48 - EMERGENCY MANAGEMENT</u>								
8100 DIRECTOR'S STIPEND	8,294	8,501	4,959	8,501	8,714	9,351	10.0%	850
8101 ASST. DIRECTOR'S STIPEND	0	100	0	0	100	100	0.0%	0
8102 SHELTER SUPPLIES	252	6,350	0	6,350	6,350	6,000	-5.5%	(350)
8103 COMMUNICATIONS EQUIPMENT	494	500	411	500	500	500	0.0%	0
8105 EMERGENCY NOTIFICATION SYSTEM	3,439	3,500	3,439	3,439	3,500	3,500	0.0%	0
8109 SUNDRY EXPENSES	425	6,726	0	5,000	5,000	4,000	-40.5%	(2,726)
8111 COVID RELATED EXPENSES	12,061	1	2,980	2,980	1	1	0.0%	0
EMERGENCY MANAGEMENT TOTAL	24,965	25,678	11,789	26,770	24,165	23,452	-36.0%	(2,226)

**TOWN OF MIDDLEFIELD
2022-2023 BUDGET
GENERAL FUND - EXPENDITURES**

EXPENDITURES:


	2020-2021 ACTUAL	2021-2022		2022-2023				
		BUDGETED EXPENSES	ACTUAL 1/31/2022	ESTIMATED EXPENSES	DEPT. PROPOSAL	SELECTMAN PROPOSAL	PERCENT CHANGE	\$ INCREASE (DECREASE)
<u>54 - BOARDS & COMMISSIONS</u>								
8500 BOARD OF SELECTMEN	195	1,000	0	1,000	1,000	1	-99.9%	(999)
8510 BOARD OF FINANCE	2,660	2,300	936	2,300	2,300	2,300	0.0%	0
8520 BOARD OF ASSESSMENT APPEALS	625	750	0	750	750	750	0.0%	0
8530 PLANNING & ZONING COMMISSION	5,084	16,200	2,369	16,200	16,000	16,000	-1.2%	(200)
8540 ECONOMIC DEVELOPMENT COMMISSION	0	1,000	0	1,000	1,000	1	-99.9%	(999)
8550 INLAND WETLANDS AGENCY	10,201	9,620	2,840	9,620	10,250	10,250	6.5%	630
8560 ZONING BOARD OF APPEALS	2,763	3,000	1,102	3,000	3,000	3,000	0.0%	0
8570 CONSERVATION COMMISSION	110	1,000	88	250	1,000	250	-75.0%	(750)
8575 FIRE HOUSE BUILDING COMMITTEE	0	1	360	750	1,000	1,000	99900.0%	999
8580 PARK & RECREATION COMMISSION	0	480	0	0	480	480	0.0%	0
8590 CHARTER REVISION COMMISSION	0	1	0	0	1	1	0.0%	0
8595 BESECK LAKE AD-HOC COMMITTEE	5,768	20,040	6,602	20,040	19,490	19,490	-2.7%	(550)
BOARDS & COMMISSIONS TOTAL	27,406	55,392	14,297	54,910	56,271	53,523	-3.4%	(1,869)
<u>64 - SEWER SYSTEM SERVICES</u>								
8630 BROOKSIDE DRIVE SYSTEM	6,300	6,000	1,522	6,000	6,120	6,120	2.0%	120
8638 WPCA - ROUTE 66 SYSTEM	571	750	418	750	750	750	0.0%	0
8639 WPCA - BESECK LAKE SYSTEM	1,431	1,500	1,671	2,200	2,200	2,200	46.7%	700
SEWER SYSTEM SERVICES TOTAL	8,302	8,250	3,611	8,950	9,070	9,070	9.9%	820
<u>70 - OTHER TOWN FUNDS</u>								
8802 CAPITAL / NONRECURRING FUND	878,370	924,474	0	924,474	840,698	799,626	-13.5%	(124,848)
8805 OLD INDIAN TRAIL FUND	5,350	5,350	0	5,350	5,350	5,350	0.0%	0
OTHER TOWN FUNDS TOTAL	883,720	929,824	0	929,824	846,048	804,976	-13.4%	(124,848)
<u>72 - RESERVES FOR CONTINGENCIES</u>								
9000 OPERATIONAL	0	36,006	0	36,006	70,256	58,307	61.9%	22,301
9005 STAFF COVERAGE	1,163	5,000	1,105	1,105	5,000	5,000	0.0%	0
CONTINGENCIES TOTAL	1,163	41,006	1,105	37,111	75,256	63,307	54.4%	22,301

**TOWN OF MIDDLEFIELD
2022-2023 BUDGET
GENERAL FUND - EXPENDITURES**

EXPENDITURES:

	2020-2021 ACTUAL	2021-2022		2022-2023				
		BUDGETED EXPENSES	ACTUAL 1/31/2022	ESTIMATED EXPENSES	DEPT. PROPOSAL	SELECTMAN PROPOSAL	PERCENT CHANGE	\$ INCREASE (DECREASE)
78 - DEBT SERVICE								
9405 U.S.D.A. LOAN (2021)	75,893	75,665	76,131	76,131	0	0	-100.0%	(75,665)
9407 CLEAN WATER FUND (2020)	81,986	0	0	0	0	0	N/A	0
9408 TD BANK LEASE-FIRE DEPT	50,736	50,736	50,736	50,736	50,736	50,736	N/A	0
DEBT SERVICE TOTAL	208,615	126,401	126,867	126,867	50,736	50,736	-59.9%	(75,665)
MUNICIPAL OPERATIONS	3,783,300	4,137,216	1,677,796	4,137,904	4,141,847	4,082,425	-1.32%	(54,791)
80 - OUTSIDE AGENCIES								
9700 DMIAAB OPERATIONS	162,484	164,140	123,105	164,140	188,004	179,463	9.3%	15,323
9701 REGIONAL HAZARDOUS WASTE	6,358	8,000	3,030	8,000	10,571	10,571	32.1%	2,571
9703 LEVI E. COE LIBRARY	310,531	296,562	296,562	296,562	332,306	332,306	12.1%	35,744
9704 YOUTH & FAMILY SERVICES	20,500	20,500	15,375	20,500	30,500	30,500	48.8%	10,000
9705 911 - VALLEY SHORE	59,479	59,479	44,609	59,479	62,453	62,453	5.0%	2,974
9707 MIDDLEFIELD CEMETERY ASSOC,	4,526	4,526	4,526	4,526	4,526	4,526	0.0%	0
9708 PROBATE COURT	4,900	5,145	2,275	5,145	5,400	5,400	5.0%	255
9709 OLD HOMES DAY FUND	0	2,000	0	0	0	0	-100.0%	(2,000)
9720 PLAINVILLE/SOUTHINGTON HEALTH DISTRICT	29,084	29,127	14,543	29,127	29,127	29,127	0.0%	0
OUTSIDE AGENCIES TOTAL	597,862	589,479	504,025	587,479	662,887	654,346	11.0%	64,867
TOTAL MUNICIPAL EXPENSES	\$4,381,162	4,726,695	2,181,821	4,725,383	4,804,734	4,736,771	0.2%	10,076
89 - EDUCATION								
9800 REGIONAL SCHOOL DISTRICT #13	11,674,784	11,797,537	7,863,805	11,797,537	13,216,178	13,216,178	12.0%	1,418,641
EDUCATION TOTAL	11,674,784	11,797,537	7,863,805	11,797,537	13,216,178	13,216,178	12.0%	1,418,641
TOTAL TOWN EXPENDITURES	16,055,946	16,524,232	10,045,626	16,522,920	18,020,912	17,952,949	8.6%	1,428,717

CAPITAL/NONRECURRING FUND



TOWN OF MIDDLEFIELD
2022-2023 BUDGET
CAPITAL / NONRECURRING FUND
REVENUES

REVENUE SOURCES:

4000 GENERAL FUND TRANSFER
4020 STATE OF CONNECTICUT - LOCIP FUNDS

TOTAL REVENUES

**SELECTMAN
PROPOSAL**

\$799,626
31,793

\$831,419

**TOWN OF MIDDLEFIELD
2022-2023 BUDGET
CAPITAL / NONRECURRING FUND
APPROPRIATIONS**

PROJECTS & ACCRUALS:

17 - COMM CENTER / TOWN HALL

9140 TOWN HALL BUILDING IMPROVEMENTS
9145 COMMUNITY CENTER. BUIDING. IMPROVEMENTS
9146 COMMUNITY CENTER UNDERGROUND TANK

COMMUNITY CENTER / TOWN HALL TOTAL

18 - CENTRAL SERVICES

9170 VEHICLE REPLACEMENTS
9171 TELEPHONE SYSTEM UPGRADE
9173 COMPUTERS & SYSTEM UPGRADES
9174 SERVER REPLACEMENT
9175 TOWN WED SITE REDESIGN
9180 FACILITIES ASSET MANAGEMENT PLAN
9181 FIRE DEPARTMENT BUILDING COMMITTEE

CENTRAL SERVICES TOTAL

19 - EMPLOYEE BENEFITS

9010 ACCRUED BENEFITS

EMPLOYEE BENEFITS TOTAL

20 - TOWN CLERK

9120 ORDINANCE CODIFICATION

TOWN CLERK TOTAL

PROJECT GOAL/ ESTIMATED COST	BALANCE 2/28/2022	SELECTMAN PROPOSAL
\$294,924	107,395	29,072
\$637,008	346,773	55,731
\$48,858	76,093	0
	530,261	84,803
\$72,540	65,659	(44,180)
\$6,360	2,467	938
\$5,000	5,964	5,000
\$32,860	1,120	7,173
\$15,000	15,000	0
\$17,000	17,000	0
\$100,000	100,000	0
	207,210	(31,069)
\$85,000	33,626	17,125
	33,626	17,125
\$1,000	1,000	0
	1,000	0

**TOWN OF MIDDLEFIELD
2022-2023 BUDGET
CAPITAL / NONRECURRING FUND
APPROPRIATIONS**

PROJECTS & ACCRUALS:

	PROJECT GOAL/ ESTIMATED COST	BALANCE 2/28/2022	SELECTMAN PROPOSAL
<u>41 - PUBLIC WORKS EQUIPMENT</u>			
9280	DUMP TRUCK REPLACEMENTS	\$678,000	163,135
9281	SMALL DUMP REPLACEMENT	\$252,492	12,763
9285	PICKUP REPLACEMENT	\$39,370	28,697
9287	EMERGENCY REPAIRS	\$10,000	4,328
9289	PAVER REPLACEMENT	\$38,177	19,214
9290	ROLLER & TRAILER REPLACEMENT	\$63,028	36,726
9291	GUARD RAIL MOWER/TRACTOR REPLACEMENT	\$156,586	26,953
9292	SWEEPER REPLACEMENT	\$250,538	149,808
9293	FRONT END LOADER REPLACEMENT	\$195,000	127,635
9294	ZERO TURN MOWER	\$11,930	2,135
9295	BACKHOE REPLACEMENT	\$141,934	29,979
9296	TRACTOR/BRUSH HOG REPLACEMENT	\$50,648	0
9299	MINI EXCAVATOR	\$75,714	4,441
9298	FUEL TANKS	\$16,377	4,497
	PUBLIC WORKS EQUIPMENT TOTAL		610,311
			240,193
<u>42 - PARKS & RECREATION</u>			
9310	PARK IMPROVEMENTS	\$135,084	98,790
9315	PLAYSCAPE REPLACEMENT	\$107,374	63,339
	PARKS & RECREATION TOTAL		162,129
			23,606
<u>43 - ANIMAL CONTROL</u>			
9350	ANIMAL SHELTER	\$6,000	6,000
	ANIMAL CONTROL TOTAL		6,000
			0
<u>44 - POLICE DEPARTMENT</u>			
9385	ENFORCEMENT EQUIPMENT	\$1,000	1,000
	POLICE DEPARTMENT TOTAL		1,000
			0

**TOWN OF MIDDLEFIELD
2022-2023 BUDGET
CAPITAL / NONRECURRING FUND
APPROPRIATIONS**

PROJECTS & ACCRUALS:

46 - FIRE DEPARTMENT

	PROJECT GOAL/ ESTIMATED COST	BALANCE 2/28/2022	SELECTMAN PROPOSAL
9510 WATER SUPPLY DEVELOPMENT	On-going	10,306	5,000
9515 FIRE HOSE REPLACEMENT	On-going	12,738	4,000
9520 STATE EMS PLAN	\$7,500	7,500	0
9535 BREATHING APPARATUS	\$298,250	25,658	0
9537 THERMAL IMAGING CAMERA	\$25,584	17,101	13,176
9538 COMMUNICATION EQUIPMENT	\$95,400	16,411	0
9539 COMPUTER UPGRADES	\$3,744	4,986	3,744
9542 RESCUE TRUCK #4	\$671,809	498,928	96,517
9543 MEDICAL TRUCK	\$92,663	42,807	10,769
9544 2015 ALL TERRIAN VEHICLE	\$28,957	9,117	2,386
9545 FIRE CHIEF'S VEHICLE	\$40,540	20,674	4,387
9546 TANKER REPLACEMENT	\$445,942	47,777	0
9559 LIFE SAVING EQUIPMENT	\$4,000	14,621	4,000
9566 BUILDING - REPAIRS & IMPROVEMENTS	On-going	37,424	0
9567 BUILDING RENOVATIONS	TBD	(219)	219
9570 2002 PUMPER REPLACEMENT #2	\$732,004	644,545	87,459
9571 2013 PUMPER REPLACEMENT #3	\$763,545	248,310	64,640
9581 EMERGENCY REPAIRS	\$10,000	10,000	0
9583 50KW GENERATOR	\$49,511	31,900	6,875
9585 SIREN-LYMAN/ROCKFALL	\$87,864	40,385	8,460
9591 BOAT REPLACEMENT	\$7,755	7,815	782
9595 BRUSH TRUCK REOLACEMENT	\$250,000	25,000	25,000
FIRE DEPARTMENT TOTAL		1,773,784	337,414

**TOWN OF MIDDLEFIELD
2022-2023 BUDGET
CAPITAL / NONRECURRING FUND
APPROPRIATIONS**

PROJECTS & ACCRUALS:

		PROJECT GOAL/ ESTIMATED COST	BALANCE 2/28/2022	SELECTMAN PROPOSAL
<u>58 - ECONOMIC DEVELOPMENT</u>				
9620	COMMISSION PROJECTS & ANALYSES	\$11,000	10,999	0
9625	PLAN OF CONSERVATION & DEVELOPMENT	\$12,500	3,572	1,786
9635	LAND BANK RESERVE	\$2,500	6,000	0
ECONOMIC DEVELOPMENT TOTAL			20,571	1,786
<u>59 - CONSERVATION PROJECTS</u>				
9650	OPEN SPACE PROPERTY IMPROVEMENTS	On-going	5,032	1,000
9655	OPEN SPACE ACQUISITIONS	\$2,500	2,500	0
CONSERVATION PROJECTS TOTAL			7,532	1,000
<u>70 - OTHER TOWN FUNDS</u>				
9681	OLD INDIAN TRAIL EMERGENCY GENERATOR	\$19,612	3,574	(3,574)
OTHER TOWN FUNDS TOTAL			3,574	(3,574)
<u>80 - OUTSIDE AGENCIES</u>				
9692	LEVI E. COE LIBRARY	\$72,615	4,663	5,351
OUTSIDE AGENCIES TOTAL			4,663	5,351
TOTAL APPROPRIATIONS			3,793,870	831,419